

**Miele**



# Cleaning Price List

2026

# Table of Contents

|   |           |
|---|-----------|
| <b>Dishwashers</b>                                      | <b>03</b> |
| Dishwasher Feature Highlights                           | 03        |
| <b>Professional for the Home Dishwashers</b>            | <b>18</b> |
| Professional for the Home Dishwasher Feature Highlights | 18        |
| Professional for the Home Dishwasher                    | 19        |
| <b>Laundry</b>  | <b>32</b> |
| Laundry Feature Highlights                              | 32        |
| Laundry   | 33        |
| Rotary Ironer   | 39        |
| <b>Professional for the Home Laundry</b>                | <b>40</b> |
| Professional for the Home Laundry Feature Highlights    | 41        |
| Professional for the Home Laundry                       | 42        |
| Professional Rotary Ironer                              | 43        |
| <b>Accessories &amp; Consumables – Laundry</b>          | <b>44</b> |
| <b>Accessories &amp; Consumables – Dishwashers</b>      | <b>45</b> |
| <b>Handles</b>  | <b>46</b> |

# Product Highlights – Dishwashers

| <b>Feature</b>                    | <b>Description</b> (see specific models for details)  |
|-----------------------------------|---|
| <b>EcoPower Technology</b>        | With an innovative water flow system, G 7000 dishwashers save both water and energy. In the Auto program, run a full cycle using less than 1.6 gallons of water.        |
| <b>3D MultiFlex Cutlery Tray</b>  | Provides a new level of convenience by adapting instantly to accommodate larger utensils, as well as taller stemware in the upper basket.                               |
| <b>BrilliantLight</b>             | Four powerful LED lights illuminate the dishwasher from the inside out.   |
| <b>AutoOpen Drying</b>            | The dishwasher door automatically opens at the end of the cycle, allowing air to escape and circulate for perfect drying.   |
| <b>AutoDosing with PowerDisk®</b> | In G 7000 dishwashers, the integrated PowerDisk® automatically dispenses the correct amount of detergent in accordance with the selected program and degree of soiling. |
| <b>FlexLine Baskets</b>           | Easily adjustable to accommodate a wide array of dishware, utensils, stemware, pots and pans.   |
| <b>Knock2Open</b>                 | Automatic door opening after two knocks. Integrates seamlessly in a handleless kitchen.   |
| <b>QuickIntenseWash</b>           | Excellent cleaning and drying results for normally soiled dishes in only 58 minutes.  |
| <b>SaniWash</b>                   | High temperature program for deep cleaning results.   |
| <b>Miele@home</b>                 | Access your appliance from your smart device for maximum convenience.   |
| <b>AutoSensor</b>                 | Automatically adjusts program Time, Temperature, & Water volume based on multiple measurements of turbidity.  |
| <b>Certified Hygiene Seal</b>     | All Miele dishwashers remove more than 99.9% of specific bacteria.*   |
| <b>Golden Virus Seal</b>          | All Miele dishwashers remove more than 99.9% of all viruses.*   |



#### **Certified Hygiene Seal**

\*Approved by Rhein-Waal University. This certification attests that all G 5000 and G 7000 dishwashers with the SaniWash or Pots & Pans program offer particularly hygienic cleaning. This applies both with (standard) detergent or even without cleaning agent altogether.



#### **Golden Virus Seal**

\*According to the InFluenc\_H – Institute for Integrative Hygiene and Virology, cleaning with ProfiLine dishwashers using Miele's ProCare Shine 12 GC cleaning agents removes enveloped and non-enveloped viruses (e.g. coronavirus, influenza, or noroviruses) in the Pots & Pans and Sanitize programs, as well as enveloped viruses (excluding Hepatitis B) in the QuickIntenseWash and Universal programs, even if load items are difficult to reprocess.

# Dishwashers – 24" Pre-Finished



| Model                                   | Handle Type | Material | UMRP    |
|---|-------------|----------|---------|
| <b>G 5008 SCU</b><br>Clean Touch Steel™ | Integrated  | 11966810 | \$1,599 |

## Specifications

|                     |                                     |
|---------------------|-------------------------------------|
| Width               | 23 9/16 in (598 mm)                 |
| Height              | 33 11/16 – 36 1/4 in (855 – 920 mm) |
| Depth               | 22 7/16 in (570 mm)                 |
| Shipping Weight     | 121 lbs (55 kg)                     |
| Annual Energy Usage | 230 kWh                             |
| Decibel rating      | 44 dBA                              |

## Features

- Controls – DirectSelect, front
- EcoPower Technology
- Original Cutlery Tray
- Basket Design – Comfort
- Door design – ComfortClose
- No. of Standard Place Settings – 16
- Double Waterproof System
- AutoSensor / Load Sensor

## Programs

- Normal
- QuickIntenseWash
- Pots & Pans
- SaniWash
- Rinse & Hold

## Options

- Express
- Extra Clean
- Extra Dry
- Delay Start

# Dishwashers – 24" Fully Integrated

G 5051 SCVi ADA



| Model                                  | Handle Type | Material | UMRP    |
|--|-------------|----------|---------|
| <b>G 5051 SCVi ADA</b><br>Custom Panel | No Handle   | 11636710 | \$1,599 |

**Specifications**

|                     |                                    |
|---------------------|------------------------------------|
| Width               | 23 9/16 in (598 mm)                |
| Height              | 32 1/16 – 34 1/4 in (814 – 870 mm) |
| Depth               | 22 7/16 in (570 mm)                |
| Shipping Weight     | 121 lbs (55 kg)                    |
| Annual Energy Usage | 230 kWh                            |
| Decibel rating      | 44 dBA                             |
| ADA Compliant       | Yes                                |

**Features**

- Controls – DirectSelect, hidden
- EcoPower Technology
- Original Cutlery Tray
- Basket Design – Comfort
- Door design – ComfortClose
- No. of Standard Place Settings – 16
- Double Waterproof System
- AutoSensor / Load Sensor

**Programs**

- Normal
- QuickIntenseWash
- Pots & Pans
- SaniWash
- Rinse & Hold

**Options**

- Express
- Extra Clean
- Extra Dry
- Delay Start

| Optional Accessories  | Material | UMRP  |
|---|----------|-------|
| GFVi 701/72<br>Fully Integrated<br>Panel Full Size,<br>Clean Touch Steel™<br>6" Toe-Kick, no handle           | 12670590 | \$379 |
| GFVi 711/72<br>Fully Integrated Panel<br>Full Size<br>Clean Touch Steel™<br>6" Toe-Kick<br>ContourLine handle | 12074400 | \$489 |
| GBU 5000<br>Cutlery basket  | 9614020  | \$42  |

# Dishwashers – 24" Fully Integrated

G 5056 SCVi



G 5056 SCVi SF



G 5058 SCVi SFP



| Model                                       | Handle Type      | Material | UMRP    |
|---|------------------|----------|---------|
| <b>G 5056 SCVi</b><br>Custom Panel          | No Handle        | 11636720 | \$1,599 |
| <b>G 5056 SCVi SF</b><br>Clean Touch Steel™ | PureLine Handle* | 11695330 | \$1,749 |
| <b>G 5058 SCVi SFP</b>                      | Pocket Handle    | 11966820 | \$1,749 |

## Specifications

|                     |                                     |
|---------------------|-------------------------------------|
| Width               | 23 9/16 in (598 mm)                 |
| Height              | 33 11/16 – 36 1/4 in (855 – 920 mm) |
| Depth               | 22 7/16 in (570 mm)                 |
| Shipping Weight     | 121 lbs (55 kg)                     |
| Annual Energy Usage | 230 kWh                             |
| Decibel rating      | 44 dBA                              |
| ADA Compliant       | No                                  |

## Features

- Controls – DirectSelect, hidden
- EcoPower Technology
- Original Cutlery Tray
- Basket Design – Comfort
- Door design – ComfortClose
- No. of Standard Place Settings – 16
- Double Waterproof System
- AutoSensor / Load Sensor

## Programs

- Normal
- QuickIntenseWash
- Pots & Pans
- SaniWash
- Rinse & Hold

## Options

- Express
- Extra Clean
- Extra Dry
- Delay Start

## Optional Accessories Vi

| Material  | UMRP           |
|---|----------------|
| GFVi 701/77<br>Fully Integrated Panel<br>Full Size, Clean Touch<br>Steel™, 4" Toe-Kick,<br>no handle          | 12670600 \$379 |
| GFVi 710/77<br>Fully Integrated Panel<br>Full Size, Clean Touch<br>Steel™, 4" Toe-Kick,<br>PureLine handle    | 12074350 \$489 |
| GFVi 711/72<br>Fully Integrated Panel<br>Full Size, Clean Touch<br>Steel™, 6" Toe-Kick,<br>ContourLine handle | 12074400 \$489 |
| GFVi 711/77<br>Fully Integrated Panel<br>Full Size, Clean Touch<br>Steel™, 4" Toe-Kick,<br>ContourLine handle | 12074450 \$489 |
| GFVi 712/77<br>Fully Integrated Panel<br>Full Size, Clean Touch<br>Steel™, 4" Toe-Kick,<br>Range Panel        | 12074470 \$489 |
| GFVi 709/77<br>Fully Integrated Panel<br>Full Size, Clean Touch<br>Steel™, 4" Toe-Kick,<br>Pocket handle      | 12672750 \$489 |
| GBU 5000<br>Cutlery basket  | 9614020 \$42   |

\*Handle not included in the UMRP – available for purchase separately.

# Dishwashers – 24" Fully Integrated

G 5266 SCVi



G 5266 SCVi SF



G 5266 SCVi SFP



| Model                                       | Handle Type      | Material | UMRP    |
|---|------------------|----------|---------|
| <b>G 5266 SCVi</b><br>Custom Panel          | No Handle        | 11636740 | \$1,899 |
| <b>G 5266 SCVi SF</b><br>Clean Touch Steel™ | PureLine Handle* | 11636750 | \$2,099 |
| <b>G 5266 SCVi SFP</b>                      | Pocket Handle    | 11695340 | \$2,099 |

## Specifications

|                     |                                     |
|---------------------|-------------------------------------|
| Width               | 23 9/16 in (598 mm)                 |
| Height              | 33 11/16 – 36 1/4 in (855 – 920 mm) |
| Depth               | 22 7/16 in (570 mm)                 |
| Shipping Weight     | 121 lbs (55 kg)                     |
| Annual Energy Usage | 230 kWh                             |
| Decibel rating      | 42 dBA                              |
| ADA Compliant       | No                                  |

## Features

- Controls – DirectSelect, hidden
- EcoPower Technology
- 3D MultiFlex Cutlery Tray
- Basket Design – Comfort
- AutoOpen Drying
- No. of Standard Place Settings – 16
- SensorDry
- Double Waterproof System
- AutoSensor / Load Sensor
- Door design – ComfortClose
- Water Softener

## Programs

- Normal
- QuickIntenseWash
- Pots & Pans
- SaniWash
- Rinse & Hold

## Options

- Express
- Extra Clean
- Extra Dry
- Delay Start

## Optional Accessories Vi

| Material  | UMRP           |
|---|----------------|
| GFVi 701/77<br>Fully Integrated Panel<br>Full Size, Clean Touch<br>Steel™, 4" Toe-Kick,<br>no handle          | 12670600 \$379 |
| GFVi 710/77<br>Fully Integrated Panel<br>Full Size, Clean Touch<br>Steel™, 4" Toe-Kick,<br>PureLine handle    | 12074350 \$489 |
| GFVi 711/72<br>Fully Integrated Panel<br>Full Size, Clean Touch<br>Steel™, 6" Toe-Kick,<br>ContourLine handle | 12074400 \$489 |
| GFVi 711/77<br>Fully Integrated Panel<br>Full Size, Clean Touch<br>Steel™, 4" Toe-Kick,<br>ContourLine handle | 12074450 \$489 |
| GFVi 712/77<br>Fully Integrated Panel<br>Full Size, Clean Touch<br>Steel™, 4" Toe-Kick,<br>Range Panel        | 12074470 \$489 |
| GFVi 709/77<br>Fully Integrated Panel<br>Full Size, Clean Touch<br>Steel™, 4" Toe-Kick,<br>Pocket handle      | 12672750 \$489 |
| GBU 5000<br>Cutlery basket  | 9614020 \$42   |

\*Handle not included in the UMRP – available for purchase separately.

# Dishwashers – 24" Pre-Finished

G 7216 SCU



| Model                                   | Handle Type           | Material | UMRP    |
|---|-----------------------|----------|---------|
| <b>G 7216 SCU</b><br>Clean Touch Steel™ | Integrated<br>Handle* | 12497130 | \$1,999 |

## Specifications

|                     |                                     |
|---------------------|-------------------------------------|
| Width               | 23 9/16 in (598 mm)                 |
| Height              | 33 11/16 – 36 1/4 in (855 – 920 mm) |
| Depth               | 22 7/16 in (570 mm)                 |
| Shipping Weight     | 121 lbs (55 kg)                     |
| Annual Energy Usage | 230 kWh                             |
| Decibel rating      | 42 dBA                              |
| ADA Compliant       | No                                  |

## Features

- Controls – DirectSelect, front
- EcoPower Technology
- 3D MultiFlex Cutlery Tray
- AutoOpen Drying
- No. of Standard Place Settings – 16
- Basket Design – ExtraComfort
- SensorDry
- Double Waterproof System
- AutoSensor / Load Sensor
- Water Softener
- Miele@home

## Programs

- Normal
- QuickIntenseWash
- Pots & Pans
- SaniWash
- Rinse & Hold
- China & Crystal

## Options

- Express
- Extra Clean
- Extra Dry
- Intense Zone
- Delay Start

\*Handle not included in the UMRP – available for purchase separately.

# Dishwashers – 24" Fully Integrated

G 7266 SCVi



G 7266 SCVi SF



| Model                                       | Handle Type         | Material | UMRP    |
|---|---------------------|----------|---------|
| <b>G 7266 SCVi</b><br>Custom Panel          | No Handle           | 12497140 | \$1,999 |
| <b>G 7266 SCVi SF</b><br>Clean Touch Steel™ | ContourLine Handle* | 12497150 | \$2,199 |

## Specifications

|                     |                                     |
|---------------------|-------------------------------------|
| Width               | 23 9/16 in (598 mm)                 |
| Height              | 33 11/16 – 36 1/4 in (855 – 920 mm) |
| Depth               | 22 7/16 in (570 mm)                 |
| Shipping Weight     | 121 lbs (55 kg)                     |
| Annual Energy Usage | 230 kWh                             |
| Decibel rating      | 42 dBA                              |
| ADA Compliant       | No                                  |

## Features

- Controls – DirectSelect, front
- EcoPower Technology
- 3D MultiFlex Cutlery Tray
- AutoOpen Drying
- SensorDry
- No. of Standard Place Settings – 16
- Miele@home
- Basket Design – ExtraComfort
- Double Waterproof System
- AutoSensor / Load Sensor
- Water Softener

## Programs

- Normal
- QuickIntenseWash
- Pots & Pans
- SaniWash
- Rinse & Hold
- China & Crystal

## Options

- Express
- Extra Clean
- Extra Dry
- Intense Zone
- Delay Start

## Optional Accessories Vi

| Material  | UMRP           |
|---|----------------|
| GFVi 701/77<br>Fully Integrated Panel<br>Full Size, Clean Touch Steel™, 4" Toe-Kick, no handle          | 12670600 \$379 |
| GFVi 710/77<br>Fully Integrated Panel<br>Full Size, Clean Touch Steel™, 4" Toe-Kick, PureLine handle    | 12074350 \$489 |
| GFVi 711/72<br>Fully Integrated Panel<br>Full Size, Clean Touch Steel™, 6" Toe-Kick, ContourLine handle | 12074400 \$489 |
| GFVi 711/77<br>Fully Integrated Panel<br>Full Size, Clean Touch Steel™, 4" Toe-Kick, ContourLine handle | 12074450 \$489 |
| GFVi 712/77<br>Fully Integrated Panel<br>Full Size, Clean Touch Steel™, 4" Toe-Kick, Range Panel        | 12074470 \$489 |
| GFVi 709/77<br>Fully Integrated Panel<br>Full Size, Clean Touch Steel™, 4" Toe-Kick, Pocket handle      | 12672750 \$489 |
| GBU 5000<br>Cutlery basket  | 9614020 \$42   |

\*Handle not included in the UMRP – available for purchase separately.

# Dishwashers – 24" Fully Integrated

G 7186 SCVi



G 7186 SCVi SFP



| Model                              | Handle Type    | Material | UMRP    |
|------------------------------------|----------------|----------|---------|
| <b>G 7186 SCVi</b><br>Custom Panel | No Handle      | 12496990 | \$2,199 |
| <b>G 7186 SCVi SFP</b>             | Pocket Handle* | 12496690 | \$2,399 |

## Specifications

|                     |                                     |
|---------------------|-------------------------------------|
| Width               | 23 9/16 in (598 mm)                 |
| Height              | 33 11/16 – 36 1/4 in (855 – 920 mm) |
| Depth               | 22 7/16 in (570 mm)                 |
| Shipping Weight     | 121 lbs (55 kg)                     |
| Annual Energy Usage | 230 kWh                             |
| Decibel rating      | 42 dBA                              |
| ADA Compliant       | No                                  |

## Features

- Controls – DirectSelect, hidden
- EcoPower Technology
- 3D MultiFlex Cutlery Tray
- Basket Design – Comfort
- AutoOpen Drying
- No. of Standard Place Settings – 16
- SensorDry
- Double Waterproof System
- AutoSensor / Load Sensor
- Water Softener
- Door design – ComfortClose
- AutoDosing with PowerDisk®

## Programs

- Normal
- QuickIntenseWash
- Pots & Pans
- SaniWash
- Rinse & Hold
- China & Crystal

## Options

- Express
- Extra Clean
- Extra Dry
- Intense Zone
- Delay Start

## Optional Accessories Vi

| Material  | UMRP           |
|---|----------------|
| GFVi 701/77<br>Fully Integrated Panel<br>Full Size, Clean Touch<br>Steel™, 4" Toe-Kick,<br>no handle          | 12670600 \$379 |
| GFVi 710/77<br>Fully Integrated Panel<br>Full Size, Clean Touch<br>Steel™, 4" Toe-Kick,<br>PureLine handle    | 12074350 \$489 |
| GFVi 711/72<br>Fully Integrated Panel<br>Full Size, Clean Touch<br>Steel™, 6" Toe-Kick,<br>ContourLine handle | 12074400 \$489 |
| GFVi 711/77<br>Fully Integrated Panel<br>Full Size, Clean Touch<br>Steel™, 4" Toe-Kick,<br>ContourLine handle | 12074450 \$489 |
| GFVi 712/77<br>Fully Integrated Panel<br>Full Size, Clean Touch<br>Steel™, 4" Toe-Kick,<br>Range Panel        | 12074470 \$489 |
| GFVi 709/77<br>Fully Integrated Panel<br>Full Size, Clean Touch<br>Steel™, 4" Toe-Kick,<br>Pocket handle      | 12672750 \$489 |
| GBU 5000<br>Cutlery basket  | 9614020 \$42   |

\*Handle not included in the UMRP – available for purchase separately.

# Dishwashers – 24" Pre-Finished

G 7196 SCVi SF



G 7193 SCVi ADA



| Model                                       | Handle Type      | Material | UMRP    |
|---|------------------|----------|---------|
| <b>G 7196 SCVi SF</b><br>Clean Touch Steel™ | PureLine Handle* | 12496710 | \$2,399 |

### Specifications

|                     |                                     |
|---------------------|-------------------------------------|
| Width               | 23 9/16 in (598 mm)                 |
| Height              | 33 11/16 – 36 1/4 in (855 – 920 mm) |
| Depth               | 22 7/16 in (570 mm)                 |
| Shipping Weight     | 121 lbs (55 kg)                     |
| Annual Energy Usage | 230 kWh                             |
| Decibel rating      | 42 dBA                              |
| ADA Compliant       | No                                  |

### Features

- Controls – DirectSelect, hidden
- EcoPower Technology
- 3D MultiFlex Cutlery Tray
- AutoOpen Drying
- SensorDry
- No. of Standard Place Settings – 16
- AutoDosing with PowerDisk®
- Basket Design – ExtraComfort
- Double Waterproof System
- Miele@home
- AutoSensor / Load Sensor
- Water Softener

### Programs

- Normal
- QuickIntenseWash
- Pots & Pans
- SaniWash
- Rinse & Hold
- China & Crystal

### Options

- Express
- Extra Clean
- Intense Zone
- Delay Start

\*Handle not included in the UMRP – available for purchase separately.

| Model                                  | Handle Type | Material | UMRP    |
|--|-------------|----------|---------|
| <b>G 7193 SCVi ADA</b><br>Custom Panel | No Handle   | 12496700 | \$2,199 |

### Specifications

|                     |                                    |
|---------------------|------------------------------------|
| Width               | 23 9/16 in (598 mm)                |
| Height              | 32 1/16 – 34 1/4 in (814 – 870 mm) |
| Depth               | 22 7/16 in (570 mm)                |
| Shipping Weight     | 121 lbs (55 kg)                    |
| Annual Energy Usage | 230 kWh                            |
| Decibel rating      | 42 dBA                             |
| ADA Compliant       | Yes                                |

### Features

- Controls – DirectSelect, hidden
- EcoPower Technology
- 3D MultiFlex Cutlery Tray
- AutoOpen Drying
- SensorDry
- No. of Standard Place Settings – 16
- AutoDosing with PowerDisk®
- Basket Design – ExtraComfort
- Double Waterproof System
- Miele@home
- AutoSensor / Load Sensor
- Water Softener

### Programs

- Normal
- QuickIntenseWash
- Pots & Pans
- SaniWash
- Rinse & Hold
- China & Crystal

### Options

- Express
- Extra Clean
- Extra Dry
- Intense Zone
- Delay Start

| Optional Accessories  | Material | UMRP  |
|---|----------|-------|
| GFVi 701/72<br>Fully Integrated Panel<br>Full Size<br>Clean Touch Steel™<br>6" Toe-Kick<br>no handle          | 12670590 | \$379 |
| GFVi 711/72<br>Fully Integrated Panel<br>Full Size<br>Clean Touch Steel™<br>6" Toe-Kick<br>ContourLine handle | 12074400 | \$489 |
| GBU 5000<br>Cutlery basket  | 9614020  | \$42  |

# Dishwashers – 24" Fully Integrated



| Model                              | Handle Type         | Material | UMRP    |
|------------------------------------|---------------------|----------|---------|
| <b>G 7766 SCVi</b><br>Custom Panel | No Handle           | 12496900 | \$2,999 |
| <b>G 7766 SCVi SF</b>              | ContourLine Handle* | 12496910 | \$3,199 |

## Specifications

|                     |                                     |
|---------------------|-------------------------------------|
| Width               | 23 9/16 in (598 mm)                 |
| Height              | 33 11/16 – 36 1/4 in (855 – 920 mm) |
| Depth               | 22 7/16 in (570 mm)                 |
| Shipping Weight     | 121 lbs (55 kg)                     |
| Annual Energy Usage | 230 kWh                             |
| Decibel rating      | 39 dBA (37 Extra Quiet Program)     |

## Features

- Controls – DirectSensor, hidden
- EcoPower Technology
- 3D MultiFlex Cutlery Tray
- BrilliantLight
- AutoOpen Drying
- SensorDry
- No. of Standard Place Settings – 16
- AutoDosing with PowerDisk®
- Basket Design – MaxiComfort
- Double Waterproof System
- Miele@home/AutoStart
- AutoSensor / Load Sensor
- Water Softener

## Programs

- Normal
- QuickIntenseWash
- Pots & Pans
- SaniWash
- Rinse & Hold
- China & Crystal
- Clean Machine
- Economy
- Energy Saver
- Extra Quiet – 37 dBA
- Filters
- SensorWash

## Options

- Express
- FlexiTimer
- Extra Economical
- Extra Clean
- Extra Dry
- Intense Zone
- Delay Start

\*Handle not included in the UMRP – available for purchase separately.

## Optional Accessories Vi

| Material  | UMRP           |
|---|----------------|
| GFVi 701/77<br>Fully Integrated Panel<br>Full Size, Clean Touch<br>Steel™, 4" Toe-Kick,<br>no handle          | 12670600 \$379 |
| GFVi 710/77<br>Fully Integrated Panel<br>Full Size, Clean Touch<br>Steel™, 4" Toe-Kick,<br>PureLine handle    | 12074350 \$489 |
| GFVi 711/72<br>Fully Integrated Panel<br>Full Size, Clean Touch<br>Steel™, 6" Toe-Kick,<br>ContourLine handle | 12074400 \$489 |
| GFVi 711/77<br>Fully Integrated Panel<br>Full Size, Clean Touch<br>Steel™, 4" Toe-Kick,<br>ContourLine handle | 12074450 \$489 |
| GFVi 712/77<br>Fully Integrated Panel<br>Full Size, Clean Touch<br>Steel™, 4" Toe-Kick,<br>Range Panel        | 12074470 \$489 |
| GFVi 709/77<br>Fully Integrated Panel<br>Full Size, Clean Touch<br>Steel™, 4" Toe-Kick,<br>Pocket handle      | 12672750 \$489 |
| GBU 5000<br>Cutlery basket  | 9614020 \$42   |

# Dishwashers – 24" Fully Integrated Knock2Open

G 7791 SCVi K2O ADA



| Model                      | Handle Type | Material | UMRP    |
|----------------------------|-------------|----------|---------|
| <b>G 7791 SCVi K2O ADA</b> | No Handle   | 12496920 | \$3,499 |

## Specifications

|                     |                                    |
|---------------------|------------------------------------|
| Width               | 23 9/16 in (598 mm)                |
| Height              | 32 1/16 – 34 1/4 in (814 – 870 mm) |
| Depth               | 22 7/16 in (570 mm)                |
| Shipping Weight     | 121 lbs (55 kg)                    |
| Annual Energy Usage | 230 kWh                            |
| Decibel rating      | 39 dBA (37 Extra Quiet Program)    |
| ADA Compliant       | Yes                                |

## Features

- Controls – DirectSensor, hidden
- EcoPower Technology
- 3D MultiFlex Cutlery Tray
- BrilliantLight
- AutoOpen Drying
- SensorDry
- No. of Standard Place Settings – 16
- AutoDosing with PowerDisk®
- Basket Design – MaxiComfort
- Double Waterproof System
- Miele@home/AutoStart
- Knock2Open
- AutoSensor / Load Sensor
- Water Softener

## Programs

- Normal
- QuickIntenseWash
- Pots & Pans
- SaniWash
- Rinse & Hold
- Filters
- China & Crystal
- Clean Machine
- Economy
- Extra Quiet – 37 dBA
- Energy Saver
- SensorWash

## Options

- Express
- FlexiTimer
- Extra Economical
- Extra Clean
- Extra Dry
- Intense Zone
- Delay Start

| Optional Accessories  | Material | UMRP  |
|---|----------|-------|
| GFVi 701/72 Fully Integrated Panel Full Size Clean Touch Steel™ 6" Toe-Kick no handle | 12670590 | \$379 |
| GBU 5000 Cutlery basket   | 9614020  | \$42  |

# Dishwashers – 24" Integrated

G 7936 SCi



| Model                             | Handle Type | Material | UMRP    |
|-----------------------------------|-------------|----------|---------|
| <b>G 7936 SCi</b><br>Custom Panel | No Handle   | 12496970 | \$3,999 |

## Specifications

|                     |                                     |
|---------------------|-------------------------------------|
| Width               | 23 9/16 in (598 mm)                 |
| Height              | 33 11/16 – 36 1/4 in (855 – 920 mm) |
| Depth               | 22 7/16 in (570 mm)                 |
| Shipping Weight     | 121 lbs (55 kg)                     |
| Annual Energy Usage | 230 kWh                             |
| Decibel rating      | 39 dBA (37 Extra Quiet Program)     |

## Features

- Controls – M Touch, front
- EcoPower Technology
- 3D MultiFlex Cutlery Tray
- BrilliantLight
- AutoOpen Drying
- SensorDry
- No. of Standard Place Settings – 16
- AutoDosing with PowerDisk®
- Basket Design – MaxiComfort
- Double Waterproof System
- Miele@home/AutoStart
- AutoSensor / Load Sensor
- Water Softener

## Programs

- Normal
- QuickIntenseWash
- Pots & Pans
- SaniWash
- Rinse & Hold
- China & Crystal
- Economy
- Energy Saver
- Extra Quiet – 37 dBA
- Tall Items
- Filters
- Glass – No Rinse Aid (Warm)
- Clean Machine
- SensorWash

## Options

- Express
- FlexiTimer
- Extra Economical
- Extra Clean
- Extra Dry
- Intense Zone
- Soak
- Pre-Rinse
- Delay Start

| Optional Accessories   | Material | UMRP  |
|--|----------|-------|
| GFV 60/60-7<br>Fully Integrated Panel<br>Full Size, Clean Touch<br>Steel™, 6" Toe-Kick | 12670320 | \$319 |
| GFV 60/65-7<br>Fully Integrated Panel<br>Full Size, Clean Touch<br>Steel™, 4" Toe-Kick | 12670410 | \$319 |
| GBU 5000<br>Cutlery basket   | 9614020  | \$42  |

# Dishwashers – 24" Fully Integrated Knock2Open

G 7986 SCVi K2O



| Model                                  | Handle Type | Material | UMRP    |
|--|-------------|----------|---------|
| <b>G 7986 SCVi K2O</b><br>Custom Panel | No Handle   | 12496980 | \$4,099 |

## Specifications

|                     |                                     |
|---------------------|-------------------------------------|
| Width               | 23 9/16 in (598 mm)                 |
| Height              | 33 11/16 – 36 1/4 in (855 – 920 mm) |
| Depth               | 22 7/16 in (570 mm)                 |
| Shipping Weight     | 121 lbs (55 kg)                     |
| Annual Energy Usage | 230 kWh                             |
| Decibel rating      | 39 dBA (37 Extra Quiet Program)     |
| ADA Compliant       | No                                  |

## Features

- Controls – M Touch, hidden
- EcoPower Technology
- 3D MultiFlex Cutlery Tray
- BrilliantLight
- AutoOpen Drying
- SensorDry
- No. of Standard Place Settings – 16
- AutoDosing with PowerDisk®
- Basket Design – MaxiComfort
- Double Waterproof System
- Miele@home/AutoStart
- Knock2Open
- AutoSensor / Load Sensor
- Water Softener

## Programs

- Normal
- QuickIntenseWash
- Pots & Pans
- SaniWash
- Rinse & Hold
- China & Crystal
- Economy
- Extra Quiet – 37 dBA
- Filters
- Glass – No Rinse Aid (Warm)
- Clean Machine
- Energy Saver
- Tall Items
- SensorWash

## Options

- Express
- FlexiTimer
- Extra Economical
- Extra Clean
- Extra Dry
- Intense Zone
- Soak
- Pre-Rinse
- Delay Start

| Optional Accessories Vi   | Material | UMRP  |
|---|----------|-------|
| GFVi 701/77<br>Fully Integrated Panel<br>Full Size, Clean Touch<br>Steel™, 4" Toe-Kick,<br>no handle          | 12670600 | \$379 |
| GFVi 710/77<br>Fully Integrated Panel<br>Full Size, Clean Touch<br>Steel™, 4" Toe-Kick,<br>PureLine handle    | 12074350 | \$489 |
| GFVi 711/72<br>Fully Integrated Panel<br>Full Size, Clean Touch<br>Steel™, 6" Toe-Kick,<br>ContourLine handle | 12074400 | \$489 |
| GFVi 711/77<br>Fully Integrated Panel<br>Full Size, Clean Touch<br>Steel™, 4" Toe-Kick,<br>ContourLine handle | 12074450 | \$489 |
| GFVi 712/77<br>Fully Integrated Panel<br>Full Size, Clean Touch<br>Steel™, 4" Toe-Kick,<br>Range Panel        | 12074470 | \$489 |
| GFVi 709/77<br>Fully Integrated Panel<br>Full Size, Clean Touch<br>Steel™, 4" Toe-Kick,<br>Pocket handle      | 12672750 | \$489 |
| GBU 5000<br>Cutlery basket  | 9614020  | \$42  |

# Dishwashers – 18" SlimLine Fully Integrated

G 5482 SCVi



| Model                              | Handle Type | Material | UMRP    |
|------------------------------------|-------------|----------|---------|
| <b>G 5482 SCVi</b><br>Custom Panel | No Handle   | 11636760 | \$1,699 |

## Specifications

|                     |                                    |
|---------------------|------------------------------------|
| Width               | 17 5/8 in (448 mm)                 |
| Height              | 32 1/16 – 34 1/4 in (814 – 880 mm) |
| Depth               | 22 7/16 in (570 mm)                |
| Shipping Weight     | 121 lbs (55 kg)                    |
| Annual Energy Usage | 230 kWh                            |
| Decibel rating      | 44 dBA                             |
| ADA Compliant       | Yes                                |

## Features

- Controls – DirectSelect, hidden
- EcoPower Technology
- Original Cutlery Tray
- Basket Design – Comfort
- No. of Standard Place Settings – 10
- Double Waterproof System
- AutoSensor / Load Sensor

## Programs

- Normal
- QuickIntenseWash
- Pots & Pans
- SaniWash
- Rinse & Hold

## Options

- Express
- Extra Clean

| Optional Accessories   | Material | UMRP  |
|--|----------|-------|
| GFVi 453/72<br>7 SlimLine Clean Touch Steel™ panel without Handle, 6" Toe-Kick | 12670470 | \$319 |
| GFVi 453/77<br>7 SlimLine Clean Touch Steel™ panel without Handle, 4" Toe-Kick | 12670480 | \$319 |
| GBU 5000<br>Cutlery basket   | 9614020  | \$42  |

# Dishwashers – 18" SlimLine Fully Integrated

G 5892 SCVi



| Model                              | Handle Type | Material | UMRP    |
|------------------------------------|-------------|----------|---------|
| <b>G 5892 SCVi</b><br>Custom Panel | No Handle   | 11636790 | \$2,699 |

## Specifications

|                     |                                    |
|---------------------|------------------------------------|
| Width               | 17 5/8 in (448 mm)                 |
| Height              | 32 1/16 – 34 1/4 in (814 – 880 mm) |
| Depth               | 22 7/16 in (570 mm)                |
| Shipping Weight     | 107 lbs (48.5kg)                   |
| Annual Energy Usage | 200 kWh                            |
| Decibel rating      | 42 dBA                             |
| ADA Compliant       | Yes                                |

## Features

- Controls – DirectSelect, hidden
- EcoPower Technology
- 3D MultiFlex Cutlery Tray
- BrilliantLight
- AutoOpen Drying
- No. of Standard Place Settings – 10
- SensorDry
- Basket Design – MaxiComfort
- Double Waterproof System
- Miele@home/AutoStart
- AutoSensor / Load Sensor
- Water Softener

## Programs

- Normal
- QuickIntenseWash
- Pots & Pans
- SaniWash
- Rinse & Hold
- China & Crystal
- Economy
- Energy Saver
- Extra Quiet – 40 dBA
- Filters
- Clean Machine
- SensorWash

## Options

- Express
- Extra Clean
- Extra Dry
- Intense Zone

| Optional Accessories Vi  | Material | UMRP  |
|--|----------|-------|
| GFVi 706/77<br>SlimLine Clean Touch Steel™ panel without Handle, 4" Toe-Kick   | 11573740 | \$319 |
| GFVi 453/72<br>7 SlimLine Clean Touch Steel™ panel without Handle, 6" Toe-Kick | 12670470 | \$319 |
| GFVi 453/77<br>7 SlimLine Clean Touch Steel™ panel without Handle, 4" Toe-Kick | 12670480 | \$319 |
| GBU 5000<br>Cutlery basket   | 9614020  | \$42  |

# Product Highlights – Professional for the Home Dishwashers

## ProfiLine

With their impressively short cycle times, ProfiLine Dishwashers are 2.5x faster than domestic dishwashers with only a 24-minute cycle time.

| Feature                      | Description (see specific models for details)  |
|------------------------------|--|
| <b>Exemplary Hygiene</b>     | Special 'SaniWash' program achieves temperatures of 180°F / 82°C. Final rinse temperatures for selected programs can also be increased for even greater hygiene. |
| <b>12,500 Program Cycles</b> | ProfiLine dishwashers are tested under laboratory conditions to ensure that they last 12,500 typical cycles and are designed for up to 5 cycles per day.         |
| <b>Intuitive Operation</b>   | All programs use intuitive sensor controls. Self-explanatory symbols and key content in plain text speed up program selection and avoid operating errors.        |
| <b>Versatile Baskets</b>     | For simple loading and a large volume of dishware ProfiLine represents the perfect stepping stone into the world of commercial dish care.                        |
| <b>Golden Virus Seal</b>     | All Miele dishwashers remove more than 99.9% of all viruses.*  |

## MasterLine

Intelligent dishwashing technology and a powerful heater pump ensure optimum program durations and cleaning results.

| Feature                                      | Description (see specific models for details)  |
|--|--|
| <b>Plastic Baskets on two levels</b>         | Plastic baskets can be used on two levels in dishwasher models PFD 401, PFD 404 and PFD 408. Three spray arms allow perfect cleaning results to be achieved on both washing levels.          |
| <b>Connection for Dispenser Module</b>       | To simplify the use of liquid detergents and rinse aid, up to 2 liquid dispensing modules can be optionally connected, in the PFD 401, PFD 404 and PFD 408 dishwashers.                      |
| <b>Perfect GlassCare</b>                     | Miele Professional dishwashers use Perfect GlassCare in the glasses program. This technology adjusts the water hardness precisely so that all the glasses are thoroughly but gently cleaned. |
| <b>NSF/ANSI 3 Certified for Sanitization</b> | For facilities that require a NSF/ANSI 3 certified dishwasher, the PFD 408 features a final rinse temperature of 185°F with a 1 minute holding time.   |



### Certified Hygiene Seal

\*Approved by Rhein-Waal University. This certification attests that all G 5000 and G 7000 dishwashers with the SaniWash or Pots & Pans program offer particularly hygienic cleaning. This applies both with (standard) detergent or even without cleaning agent altogether.



### Golden Virus Seal

\*According to the InFluenc\_H – Institute for Integrative Hygiene and Virology, cleaning with ProfiLine dishwashers using Miele's ProCare Shine 12 GC cleaning agents removes enveloped and non-enveloped viruses (e.g. coronavirus, influenza, or noroviruses) in the Pots & Pans and Sanitize programs, as well as enveloped viruses (excluding Hepatitis B) in the QuickIntenseWash and Universal programs, even if load items are difficult to reprocess.

# Dishwashers – **24" Dishwasher** Pre-Finished

PFD 101U



| Model           | Handle Type       | Material | MAP/Retail      |
|-----------------|-------------------|----------|-----------------|
| <b>PFD 101U</b> | Integrated Handle | 11605420 | \$3,920 / 4,020 |

## Specifications

|                          |                                     |
|--------------------------|-------------------------------------|
| Width                    | 23 9/16 in (598 mm)                 |
| Height                   | 31 11/16 – 34 1/4 in (805 – 870 mm) |
| Depth                    | 22 7/16 in (570 mm)                 |
| Shipping Weight          | 113 lbs (51 kg)                     |
| Decibel Rating           | 48 dBA                              |
| ADA Compliant            | Yes                                 |
| Electrical Configuration | AC 120V 60 Hz, 15A                  |
| Plug                     | NEMA 5-15P                          |

## Programs

- QuickIntenseWash (with hot water connection: 52 mins)
- Universal
- Pots & Pans
- Plastic
- China & Crystal
- SaniWash
- Rinse & Hold
- ECO

## Features

- Ideal for Offices, Showrooms, Active Kitchens and Private Homes
- Original Cutlery Basket
- ExtraComfort Basket Design
- No of Standard Place Settings – 13
- Up to 5 Wash Cycles per Day
- AutoOpen Assisted Drying
- Integrated Water Softener
- WiFiConn@ct
- Tested for 12,500 Program Cycles
- Final Rinse Temperature Up to 180°F (82°C) with a Holding Time of 15 Seconds
- Shortest Cycle with Hot Water Connection – 52 min.

# Dishwashers – 24" Dishwasher Integrated

PFD 102i 120V



| Model                | Handle Type       | Material | MAP/Retail        |
|----------------------|-------------------|----------|-------------------|
| <b>PFD 102i 120V</b> | Integrated Handle | 11605430 | \$4,825 / \$4,925 |

## Specifications

|                          |                                     |
|--------------------------|-------------------------------------|
| Width                    | 23 9/16 in (598 mm)                 |
| Height                   | 31 11/16 – 34 1/4 in (805 – 870 mm) |
| Depth                    | 22 7/16 in (570 mm)                 |
| Shipping Weight          | 109 lbs (49 kg)                     |
| Decibel Rating           | 48 dBA                              |
| ADA Compliant            | Yes                                 |
| Electrical Configuration | AC 120V 60 Hz, 15A                  |
| Plug                     | NEMA 5-15P                          |

## Features

- Ideal for Offices, Showrooms, Active Kitchens and Private Homes
- Original Cutlery Basket
- ExtraComfort Basket Design
- No of Standard Place Settings – 13
- Up to 5 Wash Cycles per Day
- AutoOpen Assisted Drying
- Integrated Water Softener
- WiFiConn@ct
- BrilliantLight Interior Lighting
- Tested for 12,500 Program Cycles
- Final Rinse Temperature Up to 180°F (82°C) with a Holding Time of 15 Seconds
- Shortest Cycle with Hot Water Connection – 52 min.

## Programs

- QuickIntenseWash (with hot water connection: 52 mins)
- Universal
- Pots & Pans
- Plastic
- China & Crystal
- SaniWash
- Rinse & Hold
- ECO

## Optional Accessories

|  | Material | MAP/Retail    |
|--|----------|---------------|
| GFV 60/60-7 Integrated Panel Full Size, Clean Touch Steel™, 6" Toe-Kick, no handle | 12670320 | \$319 / \$369 |
| GFV 60/65-7 Integrated Panel Full Size, Clean Touch Steel™, 4" Toe-Kick, no handle | 12670410 | \$319 / \$369 |
| GBU 5000 Cutlery basket  | 9614020  | \$42 / \$42   |

# Dishwashers – 24" Dishwasher Integrated

PFD 102i 208/240V



| Model                    | Handle Type       | Material | MAP/Retail        |
|--------------------------|-------------------|----------|-------------------|
| <b>PFD 102i 208/240V</b> | Integrated Handle | 11605500 | \$ 4,825 /\$4,925 |

## Specifications

|                          |                                     |
|--------------------------|-------------------------------------|
| Width                    | 23 9/16 in (598 mm)                 |
| Height                   | 31 11/16 – 34 1/4 in (805 – 870 mm) |
| Depth                    | 22 7/16 in (570 mm)                 |
| Shipping Weight          | 109 lbs (49 kg)                     |
| Decibel Rating           | 48 dBA                              |
| ADA Compliant            | Yes                                 |
| Electrical Configuration | 2N AC 120/208-240V, 60 Hz, 2x30A    |
| Plug                     | NEMA 14-30P                         |

## Features

- Ideal for Offices, Showrooms, Active Kitchens and Private Homes
- Original Cutlery Basket
- ExtraComfort Basket Design
- No of Standard Place Settings – 13
- Up to 5 Wash Cycles per Day
- AutoOpen Assisted Drying
- Integrated Water Softener
- WiFiConn@ct
- BrilliantLight Interior Lighting
- Tested for 12,500 Program Cycles
- Final Rinse Temperature Up to 180°F (82°C) with a Holding Time of 15 Seconds
- Shortest Cycle with Hot Water Connection – 24 min.

## Programs

- QuickIntenseWash (with hot water connection: 24 mins)
- Universal
- Pots & Pans
- Plastic
- China & Crystal
- SaniWash
- Rinse & Hold
- ECO

## Optional Accessories

| Material  | MAP/Retail                |
|---|---------------------------|
| GFV 60/60-7<br>Integrated Panel Full Size, Clean Touch Steel™, 6" Toe-Kick, no handle | 12670320<br>\$319 / \$369 |
| GFV 60/65-7<br>Integrated Panel Full Size, Clean Touch Steel™, 4" Toe-Kick, no handle | 12670410<br>\$319 / \$369 |
| GBU 5000<br>Cutlery basket  | 9614020<br>\$42 / \$42    |

# Dishwashers – 24" Dishwasher Integrated

PFD 104 SCVi 120V



| Model                    | Handle Type | Material | MAP/Retail        |
|--------------------------|-------------|----------|-------------------|
| <b>PFD 104 SCVi 120V</b> | No Handle   | 11605450 | \$5,610 / \$5,710 |

## Specifications

|                          |                                     |
|--------------------------|-------------------------------------|
| Width                    | 23 9/16 in (598 mm)                 |
| Height                   | 33 1/4 – 35 13/16 in (845 – 910 mm) |
| Depth                    | 22 7/16 in (570 mm)                 |
| Shipping Weight          | 128 lbs (58 kg)                     |
| Decibel Rating           | 45 dBA                              |
| ADA Compliant            | No                                  |
| Electrical Configuration | AC 120V 60 Hz, 15A                  |
| Plug                     | NEMA 5-15P                          |

## Features

- Ideal for Offices, Showrooms, Active Kitchens and Private Homes
- 3D MultiFlex Cutlery Tray
- MaxiComfort Basket Design with 3D MultiFlex Drawer
- No of Standard Place Settings – 16
- Up to 5 Wash Cycles per Day
- AutoOpen Assisted Drying
- Integrated Water Softener
- WiFiConn@ct
- BrilliantLight Interior Lighting
- Knock2open
- AutoOpen and AutoClose
- Tested for 12,500 Program Cycles
- Final Rinse Temperature Up to 180°F (82°C) with a Holding Time of 15 Seconds
- Shortest Cycle with Hot Water Connection – 52 min.

## Programs

- QuickIntenseWash (with hot water connection: 52 min)
- Universal
- Pots & Pans
- Plastic
- China & Crystal
- SaniWash
- Rinse & Hold
- ECO

## Optional Accessories

| Material  | MAP/Retail                |
|---|---------------------------|
| GFVi 701/77<br>Fully Integrated Panel<br>Full Size, Clean Touch<br>Steel™, 4" Toe-Kick,<br>no handle          | 12670600<br>\$379 / \$429 |
| GFVi 710/77<br>Fully Integrated Panel<br>Full Size, Clean Touch<br>Steel™, 4" Toe-Kick,<br>PureLine handle    | 12074350<br>\$489 / \$539 |
| GFVi 711/72<br>Fully Integrated Panel<br>Full Size, Clean Touch<br>Steel™, 6" Toe-Kick,<br>ContourLine handle | 12074400<br>\$489 / \$539 |
| GFVi 711/77<br>Fully Integrated Panel<br>Full Size, Clean Touch<br>Steel™, 4" Toe-Kick,<br>ContourLine handle | 12074450<br>\$489 / \$539 |
| GFVi 712/77<br>Fully Integrated Panel<br>Full Size, Clean Touch<br>Steel™, 4" Toe-Kick,<br>Range Panel        | 12074470<br>\$489 / \$539 |
| GFVi 709/77<br>Fully Integrated Panel<br>Full Size, Clean Touch<br>Steel™, 4" Toe-Kick,<br>Pocket handle      | 12672750<br>\$489 / \$539 |
| GBU 5000<br>Cutlery basket  | 9614020<br>\$42 / \$42    |

# Dishwashers – 24" Dishwasher Integrated

PFD 104 SCVi 208/240V



| Model                        | Handle Type | Material | MAP/Retail        |
|------------------------------|-------------|----------|-------------------|
| <b>PFD 104 SCVi 208/240V</b> | No Handle   | 11605520 | \$5,610 / \$5,710 |

## Specifications

|                          |                                     |
|--------------------------|-------------------------------------|
| Width                    | 23 9/16 in (598 mm)                 |
| Height                   | 33 1/4 – 35 13/16 in (845 – 910 mm) |
| Depth                    | 22 7/16 in (570 mm)                 |
| Shipping Weight          | 128 lbs (58 kg)                     |
| Decibel Rating           | 45 dBA                              |
| ADA Compliant            | No                                  |
| Electrical Configuration | 2N AC 120/208-240V, 60 Hz, 2x30A    |
| Plug                     | NEMA 14-30P                         |

## Features

- Ideal for Offices, Showrooms, Active Kitchens and Private Homes
- 3D MultiFlex Cutlery Tray
- MaxiComfort Basket Design with 3D MultiFlex Drawer
- No of Standard Place Settings – 16
- Up to 5 Wash Cycles per Day
- AutoOpen Assisted Drying
- Integrated Water Softener
- WiFiConn@ct
- BrilliantLight Interior Lighting
- Knock2open
- AutoOpen and AutoClose
- Tested for 12,500 Program Cycles
- Final Rinse Temperature Up to 180°F (82°C) with a Holding Time of 15 Seconds
- Shortest Cycle with Hot Water Connection – 24 min.

## Programs

- QuickIntenseWash (with hot water connection: 52 min)
- Universal
- Pots & Pans
- Plastic
- China & Crystal
- SaniWash
- Rinse & Hold
- ECO

## Optional Accessories

| Material   | MAP/Retail                |
|--|---------------------------|
| GFVi 701/77<br>Fully Integrated Panel Full Size, Clean Touch Steel™, 4" Toe-Kick, no handle          | 12670600<br>\$379 / \$429 |
| GFVi 710/77<br>Fully Integrated Panel Full Size, Clean Touch Steel™, 4" Toe-Kick, PureLine handle    | 12074350<br>\$489 / \$539 |
| GFVi 711/72<br>Fully Integrated Panel Full Size, Clean Touch Steel™, 6" Toe-Kick, ContourLine handle | 12074400<br>\$489 / \$539 |
| GFVi 711/77<br>Fully Integrated Panel Full Size, Clean Touch Steel™, 4" Toe-Kick, ContourLine handle | 12074450<br>\$489 / \$539 |
| GFVi 712/77<br>Fully Integrated Panel Full Size, Clean Touch Steel™, 4" Toe-Kick, Range Panel        | 12074470<br>\$489 / \$539 |
| GFVi 709/77<br>Fully Integrated Panel Full Size, Clean Touch Steel™, 4" Toe-Kick, Pocket handle      | 12672750<br>\$489 / \$539 |
| GBU 5000<br>Cutlery basket   | 9614020<br>\$42 / \$42    |

# Dishwashers – 24" Dishwasher Pre-Finished

PFD 401 208V



| Model        | Handle Type       | Material | MAP/Retail        |
|--------------|-------------------|----------|-------------------|
| PFD 401 208V | Integrated Handle | 12066560 | \$7,245 / \$7,445 |

## Specifications

|                          |                        |
|--------------------------|------------------------|
| Width                    | 23 9/16 in (598 mm)    |
| Height                   | 32 1/4 in (820 mm)     |
| Depth                    | 22 13/16 in (580 mm)   |
| Shipping Weight          | 164.5 lbs (74.5 kg)    |
| Decibel Rating           | 59 dBA                 |
| ADA Compliant            | Yes                    |
| Electrical Configuration | 2AC 208V, 60 Hz, 2x30A |
| Plug                     | NEMA L6-30             |

## Features

- Suitable for Offices, Active Kitchens, Private Homes, Restaurants, Bars etc.
- Large Variety of Baskets and Inserts, Including Commercial Plastic Baskets
- Integrated Water Softener
- Large Capacity and Multi-Level Cleaning for High Throughput
- Connection for Dispenser Modules
- Tested for Up to 40 Cycles per Day
- Tested for at Least 28,000 Operating Hours (10 years)
- Final Rinse Temperature Up to 158°F (70°C) with a Holding Time of 10 min.
- Shortest Cycle Time – 6 min.

## Programs

- Rapid
- Normal
- Normal plus
- Intensive
- SaniWash
- China & Crystal
- Glasses
- Utensils
- Plastic
- Economy
- Reactivation
- Rinse & Hold
- Drain

## Included Accessories

| Material   | MAP/Retail |
|--|------------|
| 1 x APFD 215 Upper Basket for Cups (Height Adjustable) | \$255      |
| 1 x APFD 220 Lower Basket for Inserts                  | \$165      |
| 1 x APFD 415 Insert for Dessert Plates                 | \$70       |
| 2 x E 816 Inserts for Plates                           | \$60       |
| 2 x APFD 420 Inserts for Cutlery                       | \$65       |

**Optional Accessories** – See pages 30–31.

# Dishwashers – 24" Dishwasher Pre-Finished

PFD 401



| Model                                   | Handle Type       | Material | MAP/Retail        |
|---|-------------------|----------|-------------------|
| <b>PFD 401<br/>Stainless Steel 240V</b> | Integrated Handle | 12066590 | \$7,245 / \$7,445 |

## Specifications

|                          |                        |
|--------------------------|------------------------|
| Width                    | 23 9/16 in (598 mm)    |
| Height                   | 32 1/4 in (820 mm)     |
| Depth                    | 22 13/16 in (580 mm)   |
| Shipping Weight          | 164.5 lbs (74.5 kg)    |
| Decibel Rating           | 59 dBA                 |
| ADA Compliant            | Yes                    |
| Electrical Configuration | 2AC 240V, 60 Hz, 2x30A |
| Plug                     | NEMA L6-30             |

## Features

- Suitable for Offices, Active Kitchens, Private Homes, Restaurants, Bars etc.
- Large Variety of Baskets and Inserts, Including Commercial Plastic Baskets
- Integrated Water Softener
- Large Capacity and Multi-Level Cleaning for High Throughput
- Connection for Dispenser Modules
- Tested for Up to 40 Cycles per Day
- Tested for at Least 28,000 Operating Hours (10 years)
- Final Rinse Temperature Up to 158°F (70°C) with a Holding Time of 10 min.
- Shortest Cycle Time – 6 min.

## Programs

- |                   |                |
|-------------------|----------------|
| • Rapid           | • Utensils     |
| • Normal          | • Plastic      |
| • Normal plus     | • Economy      |
| • Intensive       | • Reactivation |
| • SaniWash        | • Rinse & Hold |
| • China & Crystal | • Drain        |
| • Glasses         |                |

## Included Accessories

| Material   | MAP/Retail     |
|--|----------------|
| 1 x APFD 215 Upper Basket for Cups (Height Adjustable) | 12106020 \$255 |
| 1 x APFD 220 Lower Basket for Inserts                  | 12107590 \$165 |
| 1 x APFD 415 Insert for Dessert Plates                 | 12106030 \$70  |
| 2 x E 816 Inserts for Plates                           | 12611640 \$70  |
| 2 x APFD 420 Inserts for Cutlery                       | 12118550 \$65  |

**Optional Accessories** – See pages 30–31.

# Dishwashers – 24" Dishwasher Pre-Finished

PFD 404 208V



| Model               | Handle Type       | Material | MAP/Retail        |
|---------------------|-------------------|----------|-------------------|
| <b>PFD 404 208V</b> | Integrated Handle | 12066570 | \$7,730 / \$7,930 |

## Specifications

|                          |                        |
|--------------------------|------------------------|
| Width                    | 23 9/16 in (598 mm)    |
| Height                   | 32 1/4 in (820 mm)     |
| Depth                    | 22 13/16 in (580 mm)   |
| Shipping Weight          | 164.5 lbs (74.5 kg)    |
| Decibel Rating           | 59 dBA                 |
| ADA Compliant            | Yes                    |
| Electrical Configuration | 2AC 208V, 60 Hz, 2x30A |
| Plug                     | NEMA L6-30             |

## Features

- Suitable for Offices, Active Kitchens, Private Homes, Restaurants, Bars etc.
- Large Variety of Baskets and Inserts, Including Commercial Plastic Baskets
- Integrated Water Softener
- Large Capacity and Multi-Level Cleaning for High Throughput
- Connection for Dispenser Modules
- Tested for Up to 40 Cycles per Day
- Tested for at Least 28,000 Operating Hours (10 years)
- Final Rinse Temperature Up to 185°F (85°C) with a Holding Time of 4 min.
- Shortest Cycle Time – 6 min.

## Programs

- Rapid
- Normal
- Normal plus
- Intensive
- SaniWash
- China & Crystal
- Glasses
- Utensils
- Plastic
- SaniWash Plus

| Included Accessories                                   | Material | MAP/Retail |
|--|----------|------------|
| 1 x APFD 215 Upper Basket for Cups (Height Adjustable) | 12106020 | \$255      |
| 1 x APFD 220 Lower Basket for Inserts                  | 12107590 | \$165      |
| 1 x APFD 415 Insert for Dessert Plates                 | 12106030 | \$70       |
| 2 x E 816 Inserts for Plates                           | 12611640 | \$70       |
| 2 x APFD 420 Inserts for Cutlery                       | 12118550 | \$65       |

**Optional Accessories** – See pages 30–31.

# Dishwashers – 24" Dishwasher Pre-Finished

PFD 404 240V



| Model        | Handle Type       | Material | MAP/Retail        |
|--------------|-------------------|----------|-------------------|
| PFD 404 240V | Integrated Handle | 12066600 | \$7,730 / \$7,930 |

## Specifications

|                          |                        |
|--------------------------|------------------------|
| Width                    | 23 9/16 in (598 mm)    |
| Height                   | 32 1/4 in (820 mm)     |
| Depth                    | 22 13/16 in (580 mm)   |
| Shipping Weight          | 164.5 lbs (74.5 kg)    |
| Decibel Rating           | 59 dBA                 |
| ADA Compliant            | Yes                    |
| Electrical Configuration | 2AC 240V, 60 Hz, 2x30A |
| Plug                     | NEMA L6-30             |

## Features

- Suitable for Offices, Active Kitchens, Private Homes, Restaurants, Bars etc.
- Large Variety of Baskets and Inserts, Including Commercial Plastic Baskets
- Integrated Water Softener
- Large Capacity and Multi-Level Cleaning for High Throughput
- Connection for Dispenser Modules
- Tested for Up to 40 Cycles per Day
- Tested for at Least 28,000 Operating Hours (10 years)
- Final Rinse Temperature Up to 185°F (85°C) with a Holding Time of 4 min.
- Shortest Cycle Time – 6 min.

## Programs

- Rapid
- Normal
- Normal plus
- Intensive
- SaniWash
- China & Crystal
- Glasses
- Utensils
- Plastic
- Economy
- SaniWash Plus

## Included Accessories

| Material   | MAP/Retail     |
|--|----------------|
| 1 x APFD 215 Upper Basket for Cups (Height Adjustable) | 12106020 \$255 |
| 1 x APFD 220 Lower Basket for Inserts                  | 12107590 \$165 |
| 1 x APFD 415 Insert for Dessert Plates                 | 12106030 \$70  |
| 2 x E 816 Inserts for Plates                           | 12611640 \$70  |
| 2 x APFD 420 Inserts for Cutlery                       | 12118550 \$65  |

**Optional Accessories** – See pages 30–31.

# Dishwashers – 24" Dishwasher Pre-Finished

PFD 408 208V



| Model                | Handle Type       | Material | MAP/Retail        |
|----------------------|-------------------|----------|-------------------|
| <b>PFD 408 208V*</b> | Integrated Handle | 12066580 | \$8,455 / \$8,655 |

## Specifications

|                           |                        |
|---------------------------|------------------------|
| Width                     | 23 9/16 in (598 mm)    |
| Height                    | 32 1/4 in (820 mm)     |
| Depth                     | 23 7/16 in (595 mm)    |
| Shipping Weight           | 187 lbs (84.5 kg)      |
| Decibel Rating            | 57 dBA                 |
| ADA Compliant             | Yes                    |
| NSF/ANSI 3                | Yes                    |
| Electrical Configuration* | 3AC 208V, 60 Hz, 3x20A |
| Plug                      | NEMA L15-20            |

## Features

- Suitable for Customers That Require a NSF 3 Classified Dishwasher like Pre-Schools, Assisted Living, Medical Offices etc.
- Large Variety of Baskets and Inserts, Including Commercial Plastic Baskets
- Up to 40 Wash Cycles per Day
- Integrated Water Softener
- Large Capacity and Multi-Level Cleaning
- Connection for Dispenser Modules
- Tested for at least 28,000 operating hours (10 years)
- Final Rinse Temperature Up to 185°F (85°C) with a Holding Time of 1 min.
- Shortest Cycle Time – 15 min.

## Programs

- |               |                |
|---------------|----------------|
| • Normal      | • Reactivation |
| • Normal plus | • Rinse & Hold |
| • Intensive   | • Drain        |

| Included Accessories                                   | Material | MAP/Retail |
|--|----------|------------|
| 1 x APFD 215 Upper Basket for Cups (Height Adjustable) | 12106020 | \$255      |
| 1 x APFD 220 Lower Basket for Inserts                  | 12107590 | \$165      |
| 1 x APFD 415 Insert for Dessert Plates                 | 12106030 | \$70       |
| 2 x E 816 Inserts for Plates                           | 12611640 | \$70       |
| 2 x APFD 420 Inserts for Cutlery                       | 12118550 | \$65       |

**Optional Accessories** – See pages 30–31.

\* Special order product – Contact [prosales@mieleusa.com](mailto:prosales@mieleusa.com)

\* Option to convert unit to 2 AC 208V, 60 Hz, 2x30A with NEMA L6-30 plug. Conversion must take place before delivery. A special order must be placed to [prosales@mieleusa.com](mailto:prosales@mieleusa.com) (MATERIAL 94001810 / UMRP \$355).

# Dishwashers – 24" Dishwasher Pre-Finished

PFD 408



| Model                                    | Handle Type       | Material | MAP/Retail        |
|--|-------------------|----------|-------------------|
| <b>PFD 408<br/>Stainless Steel 240V*</b> | Integrated Handle | 12066610 | \$8,455 / \$8,655 |

## Specifications

|                           |                        |
|---------------------------|------------------------|
| Width                     | 23 9/16 in (598 mm)    |
| Height                    | 32 1/4 in (820 mm)     |
| Depth                     | 23 7/16 in (595 mm)    |
| Shipping Weight           | 187 lbs (84.5 kg)      |
| Decibel Rating            | 57 dBA                 |
| ADA Compliant             | Yes                    |
| NSF/ANSI 3                | Yes                    |
| Electrical Configuration* | 3AC 240V, 60 Hz, 3x20A |
| Plug                      | NEMA L15-20            |

## Features

- Suitable for Customers That Require a NSF 3 Classified Dishwasher like Pre-Schools, Assisted Living, Medical Offices etc.
- Large Variety of Baskets and Inserts, Including Commercial Plastic Baskets
- Up to 40 Wash Cycles per Day
- Integrated Water Softener
- Large Capacity and Multi-Level Cleaning
- Tested for at least 28,000 operating hours (10 years)
- Final Rinse Temperature Up to 185°F (85°C) with a Holding Time of 1 min.
- Shortest Cycle Time – 15 min.

## Programs

- |               |                |
|---------------|----------------|
| • Normal      | • Reactivation |
| • Normal plus | • Rinse & Hold |
| • Intensive   | • Drain        |

| Included Accessories                                   | Material | MAP/Retail |
|--|----------|------------|
| 1 x APFD 215 Upper Basket for Cups (Height Adjustable) | 12106020 | \$255      |
| 1 x APFD 220 Lower Basket for Inserts                  | 12107590 | \$165      |
| 1 x APFD 415 Insert for Dessert Plates                 | 12106030 | \$70       |
| 2 x E 816 Inserts for Plates                           | 12611640 | \$70       |
| 2 x APFD 420 Inserts for Cutlery                       | 12118550 | \$65       |

**Optional Accessories** – See pages 30–31.

\* Special order product – Contact [prosales@mieleusa.com](mailto:prosales@mieleusa.com)

\* Option to convert unit to 2 AC 208V, 60 Hz, 2x30A with NEMA L6-30 plug. Conversion must take place before delivery. A special order must be placed to [prosales@mieleusa.com](mailto:prosales@mieleusa.com) (MATERIAL 94001810 / UMRP \$355).

# Optional Accessories – Models PFD 401, PFD 404 and PFD 408

| <b>Baskets And Inserts</b>                  | <b>Material</b> | <b>MAP/Retail</b> | <b>Baskets And Inserts</b>                     | <b>Material</b> | <b>MAP/Retail</b> |
|---|-----------------|-------------------|--|-----------------|-------------------|
| APFD 215 Upper Basket                       | 12106020        | \$255             | U 502 Plate Basket                             | 12654760        | \$205             |
| APFD 214 Upper Basket                       | 12107560        | \$370             | U 503 Cutlery Basket                           | 12654770        | \$205             |
| O 885 Upper Basket Carrier                  | 12616510        | \$450             | U 504 Cutlery Basket                           | 12655860        | \$265             |
| O 898 Upper Basket                          | 12616580        | \$655             | U 505 Multi-Purpose Basket                     | 12655920        | \$265             |
| APFD 220 Lower Basket                       | 12107590        | \$165             | U 506 Plate Basket                             | 12655880        | \$255             |
| U 881 Lower Basket                          | 4906620         | \$295             | U 507 Bistro Basket                            | 12655900        | \$255             |
| U 876 Lower Basket Carrier                  | 12616640        | \$450             | APFD 222 Basket                                | 12294760        | \$185             |
| APFD 210 Bottle Basket                      | 11717360        | \$920             | APFD 418 Insert                                | 12476350        | \$185             |
| APFD 211 Adapter to                         | 11717390        | \$140             | U 525/1 Basket                                 | 10094780        | \$265             |
| APFD 212 Adapter to                         | 11717430        | \$140             | U 508 Basket for cups                          | 12655940        | \$230             |
| E 816 Insert for plates                     | 12611640        | \$70              | U 520 Glassware Basket                         | 12663380        | \$155             |
| E 810 Insert for small                      | 12610680        | \$70              | U 524/1 Glassware Basket                       | 10094770        | \$265             |
| APFD 415 Insert for small                   | 12106030        | \$70              | U 534 16 Glasses,<br>Shallow Top Frame         | 12655970        | \$265             |
| E 809 Insert for lower basket               | 5018650         | \$125             | U 535 25 Glasses,<br>Shallow Top Frame         | 12655980        | \$265             |
| E9 Insert for Large                         | 3808260         | \$90              | U 536 36 Glasses,<br>Shallow Top Frame         | 12655990        | \$265             |
| APFD 417 Insert for beakers                 | 12293790        | \$205             | U 537 42 Glasses,<br>Shallow Top Frame         | 12662550        | \$265             |
| E 165 Cutlery Holder                        | 3808830         | \$30              | U 544 16 Glasses,<br>Deep Top Frame            | 12662560        | \$265             |
| APFD 420 Cutlery basket                     | 12118550        | \$65              | U 545 25 Glasses,<br>Deep Top Frame            | 12662570        | \$265             |
| E 437 Cutlery holder                        | 4326640         | \$525             | U 546 36 Glasses,<br>Deep Top Frame            | 12662580        | \$265             |
| E 884 Insert for Baking Sheets,<br>Platters | 5018680         | \$90              | U 547 42 Glasses,<br>Deep Top Frame            | 12663000        | \$265             |
| APFD 401 Insert For<br>Medication Cups      | 10869810        | \$205             | U 634-S 16 Glasses,<br>With Sloping Bases      | 12663010        | \$345             |
| APFD 402 Insert For<br>Medication Cup Lids  | 10869850        | \$30              | U 635-S 20 Glasses,<br>With Sloping Bases      | 12663080        | \$345             |
| APFD 419 Rail for cup lids                  | 12298740        | \$90              | U 644-S 16 Tall Glasses,<br>With Sloping Bases | 12663090        | \$345             |
| E 167 Cutlery Holder                        | 12663060        | \$70              | U 645-S 20 Tall Glasses,<br>With Sloping Bases | 12663100        | \$345             |
| E 205 Insert for glasses                    | 3808980         | \$100             |  |                 |                   |
| E 815 Glassware Insert                      | 5018670         | \$125             |  |                 |                   |
| E 812 Glassware Insert                      | 12611590        | \$185             |  |                 |                   |
| E 166 Perforated Plate                      | 3808850         | \$125             |  |                 |                   |
| E 10 Perforated Plate                       | 12610570        | \$140             |  |                 |                   |
| APFD 416 Perforated Plate                   | 12174880        | \$205             |  |                 |                   |

# Optional Accessories – Models PFD 401, PFD 404 and PFD 408

| <b>Installation</b>   | <b>Material</b> | <b>MAP/Retail</b> | <b>Plinths And Bases</b>                           | <b>Material</b> | <b>MAP/Retail</b> |
|---|-----------------|-------------------|--|-----------------|-------------------|
| AABL 50 Spacer Trim, Stainless Steel  | 12621600        | \$85              | UO 30-60/80 Open Base, 1113/16 in (30cm)           | 12611920        | \$875             |
| ABL 110 Spacer Trim, Stainless Steel  | 12621480        | \$165             | UO 52-60/80 Open Base, 201/2 in (52cm)             | 12611900        | \$1,100           |
| Stand 2 Toe-Kick, Stainless Steel   | 12614960        | \$100             | UG 30-60/80 Box Base, 1113/16 in (30cm)            | 12611810        | \$875             |
| APFD 001 Toe-kick, Stainless Steel, Height Adjustable                                   | 12084170        | \$185             | UG 52-60/80 Box Base 201/2 in (52cm)               | 12611830        | \$1,100           |
| DEF-80 Lid In Stainless Steel   | 12612130        | \$265             | UG 70-60/80 Box Plinth With Door, 279/16 in (30cm) | 12650230        | \$2,615           |
| BKS-80 Mounting Kit To Fix A Support Facing At The End Of A Kitchen Island              | 12615070        | \$85              |  |                 |                   |
| ADB Cover Plate For Built-In Dishwasher   | 9715590         | \$90              | <b>Dispensing</b>                                  | <b>Material</b> | <b>MAP/Retail</b> |
| BBF-80 Floor Anchoring  | 12612100        | \$80              | DOS G Comfort Dispenser Module                     | 12187400        | \$615             |
| APFD 007 Extended Machine Feet  | 12298200        | \$85              | DTD 2 Drip Tray                                    | 10695460        | \$100             |
| Conversion Fee – To convert PG8061 from 3AC to 2AC (3AC requires 20A, 2AC requires 30A) | 94001810        | \$355             |  |                 |                   |

# Product Highlights – Washers & Dryers

## Washing Machines

| <b>Feature</b>           | <b>Description</b> (see specific models for details)  |
|--------------------------|---|
| <b>Honeycomb Drum</b>    | The Honeycomb drum has a special sculptured surface which allows fabrics to glide on a thin cushion of water.                             |
| <b>TwinDos</b>           | Liquid detergent automatic dispensing system for achieving the best wash results. Save up to 30% detergent compared to manual dispensing. |
| <b>IntenseWash</b>       | IntenseWash offers the highest level of cleaning, with Spin&Spray technology using less water and heating energy.                         |
| <b>QuickIntenseWash</b>  | Utilizing the IntenseWash technology, the QuickIntenseWash program provides excellent cleanliness in just 49 minutes.                     |
| <b>SingleWash</b>        | An efficient solution for washing single garments quickly, while saving water and energy.   |
| <b>CapDosing</b>         | Dispense special detergent for different types of fabric by placing a portioned capsule into the fabric softener compartment.             |
| <b>Golden Virus Seal</b> | WXI 860 WCS and WXR 860 WCS Miele Washing Machines remove more than 99.9% of all viruses.*  |

| <b>Feature</b>                                   | <b>Description</b> (see specific models for details)  |
|--|---|
| <b>Honeycomb Drum</b>                            | Fewer creases and easier ironing, the honeycomb structure allows laundry to be dried gently and evenly.   |
| <b>Heat-Pump Technology</b>                      | Saving up to 60% in energy consumption, the heat generated is reused and low temperatures protect the high-quality fibers in the most delicate fabrics.   |
| <b>FragranceDos and FragranceDos<sup>2</sup></b> | Miele fragrance flacons add your favorite scent to your laundry during the drying process. With FragranceDos <sup>2</sup> , you can insert two flacons into the machine at once to switch between your two favorite fragrances. |
| <b>SteamFinish</b>                               | A great alternative to ironing, steam and smooth your laundry during the drying process.  |
| <b>PerfectDry</b>                                | PerfectDry takes the mineral content of your water into account and modifies the drying process accordingly   |



### Golden Virus Seal

\*According to the InFluenc\_H – Institute for Integrative Hygiene and Virology, cleaning with ProfiLine dishwashers using Miele's ProCare Shine 12 GC cleaning agents removes enveloped and non-enveloped viruses (e.g. coronavirus, influenza, or noroviruses) in the Pots & Pans and Sanitize programs, as well as enveloped viruses (excluding Hepatitis B) in the QuickIntenseWash and Universal programs, even if load items are difficult to reprocess.

# Washing Machines – W1



| Model              | Material | UMRP    |
|--------------------|----------|---------|
| <b>WXC 280 WCS</b> | 12962080 | \$1,999 |

## Specifications

|                       |                          |
|-----------------------|--------------------------|
| Overall Width         | 23 1/2 in (596 mm)       |
| Overall Height        | 33 1/2 in (850 mm)       |
| Overall Depth         | 25 5/16 in (643 mm)      |
| Shipping weight       | 221 lbs (100 kg)         |
| Capacity              | 17.6 lbs. / 2.26 cu. ft. |
| Electrical Connection | 120V, 15A                |

## Features

- DirectSensor user interface
- HoneyComb drum
- 11 Wash Programs
- WiFiConn@ct and Mobile Control
- Miele@Home and Wash2Dry (if paired with a Miele dryer)
- CapDosing
- Add Laundry Feature
- Black door ring
- 1600 rpm max spin speed

## Wash Programs

- |                |               |
|----------------|---------------|
| • Darks/Denims | • Outdoor     |
| • Express      | • Drain/Spin  |
| • Handwash     | • Normal      |
| • Delicates    | • Extra White |
| • Freshen-up   | • Sanitize    |
| • Dress Shirts |               |

## Wash Options

- SoftSteam

| Matching Dryers | Material |
|-----------------|----------|
| TXB 360         | 12819070 |
| TXF 360         | 12819080 |

| Accessories                               | Material | UMRP  |
|---|----------|-------|
| WTV 502 (Stacking Kit)                    | 9256140  | \$129 |
| WTV 512 (Stacking Kit w/ Drawer 4 5/8" H) | 9351790  | \$299 |
| WTS 610 (Pedestal 13 7/8" H)              | 12349900 | \$649 |
| Adaptor NEMA 14-30*                       | 10983750 | \$79  |

\*A NEMA 14-30 adapter is required for any installation connected to a 208/240V household electrical supply.

# Washing Machines – W1

WXF 980 WCS



| Model       | Material | UMRP    |
|-------------|----------|---------|
| WXF 980 WCS | 12962090 | \$2,499 |

## Specifications

|                       |                          |
|-----------------------|--------------------------|
| Overall Width         | 23 1/2 in (596 mm)       |
| Overall Height        | 33 1/2 in (850 mm)       |
| Overall Depth         | 25 5/16 in (643 mm)      |
| Shipping weight       | 221 lbs (100 kg)         |
| Capacity              | 17.6 lbs. / 2.26 cu. ft. |
| Electrical Connection | 120V, 15A                |

## Features

- DirectSensor user interface
- HoneyComb drum
- TwinDos automatic detergent dispensing
- 14 Wash Programs including 3 programs via MobileStart
- QuickIntenseWash and SingleWash option
- WiFiConn@ct and mobile control
- Miele@Home and Wash2Dry (if paired with a Miele dryer)
- CapDosing
- 1,600 rpm max spin speed
- Black door ring

## Wash Programs

- |                |                         |
|----------------|-------------------------|
| • Darks/Denims | • Outdoor               |
| • Express      | • Drain/Spin            |
| • Handwash     | • Normal                |
| • Delicates    | • Extra White           |
| • Freshen-up   | • Sanitize              |
| • Dress Shirts | • Water+Prewash Soaking |

## Wash Options

- |             |               |
|-------------|---------------|
| • SoftSteam | • Pre-rinse   |
| • Buzzer    | • AllergyWash |
| • Soak      | • SingleWash  |

## Matching Dryers

| Material | UMRP     |
|----------|----------|
| TXB 360  | 12819070 |
| TXF 360  | 12819080 |

## Accessories

| Material                                  | UMRP     |       |
|---|----------|-------|
| WTV 502 (Stacking Kit)                    | 9256140  | \$129 |
| WTV 512 (Stacking Kit w/ Drawer 4 5/8" H) | 9351790  | \$299 |
| WTS 610 (Pedestal 13 7/8" H)              | 12349900 | \$649 |
| Adaptor NEMA 14-30*                       | 10983750 | \$79  |

\*A NEMA 14-30 adapter is required for any installation connected to a 208/240V household electrical supply.

# Washing Machines – W1

WXR 960 WCS



| Model       | Material | UMRP    |
|-------------|----------|---------|
| WXR 960 WCS | 12864100 | \$2,999 |

## Specifications

|                       |                          |
|-----------------------|--------------------------|
| Overall Width         | 23 1/2 in (596 mm)       |
| Overall Height        | 33 1/2 in (850 mm)       |
| Overall Depth         | 25 5/16 in (643 mm)      |
| Shipping weight       | 221 lbs (100 kg)         |
| Capacity              | 17.6 lbs. / 2.26 cu. ft. |
| Electrical Connection | 120V, 15A                |

## Features

- M Touch premium user interface
- HoneyComb drum
- TwinDos automatic detergent dispensing
- 25 Wash Programs
- QuickIntenseWash and SingleWash option
- CapDosing
- 1,600 rpm max spin speed
- Black door ring

## Wash Programs

- |                |                       |
|----------------|-----------------------|
| • Express      | • QuickIntenseWash    |
| • Handwash     | • Silks               |
| • Delicates    | • Towels              |
| • Curtains     | • Sportswear          |
| • Proofing     | • Starch              |
| • Denim        | • Woolens             |
| • Pillows      | • Table Linens/Drapes |
| • Baby clothes | • Normal              |
| • Quick rinse  | • Extra White         |
| • Sneakers     | • Sanitize            |
| • Dress Shirts | • Downs               |
| • Outdoor      | • Dark garments       |
| • Wrinkle-free |                       |

## Wash Options

- |             |               |
|-------------|---------------|
| • SoftSteam | • Pre-rinse   |
| • Buzzer    | • AllergyWash |
| • Soak      | • SingleWash  |

## Matching Dryers

| Material   |
|------------|
| TXR 960 WP |

## Material

11620030

## Accessories

| Material                                  | UMRP  |
|---|-------|
| WTV 502 (Stacking Kit)                    | \$129 |
| WTV 512 (Stacking Kit w/ Drawer 4 5/8" H) | \$299 |
| WTS 610 (Pedestal 13 7/8" H)              | \$649 |
| Adaptor NEMA 14-30*                       | \$79  |

\*A NEMA 14-30 adapter is required for any installation connected to a 208/240V household electrical supply.

# Dryers – T1 Heat Pump

TXB 360 WP



| Model      | Material | UMRP    |
|------------|----------|---------|
| TXB 360 WP | 12819070 | \$1,899 |

## Specifications

|                       |                     |
|-----------------------|---------------------|
| Overall Width         | 23 1/2 in (596 mm)  |
| Overall Height        | 33 1/2 in (850 mm)  |
| Overall Depth         | 25 5/16 in (643 mm) |
| Shipping weight       | 137 lbs (62 kg)     |
| Capacity              | 4.02 cu. ft.        |
| Electrical Connection | 120V, 15A           |

## Features

- DirectSensor user interface
- Ventless Heat-Pump Dryer
- Honeycomb drum
- PerfectDry moisture sensing technology
- WiFiConn@ct and Mobile Control
- Miele@Home and Wash2Dry (if paired with a Miele washer)
- FragranceDos
- EnergyStar Most Efficient

## Drying Programs

- |                 |                     |
|-----------------|---------------------|
| • Normal        | • Proofing          |
| • Bed linens    | • Denim             |
| • Express       | • Time dry/DryFresh |
| • Delicates     | • Dress Shirts      |
| • Woolens/Silks | • Outdoor           |

## Drying Options

- Anti-Crease
- Gentle
- Buzzer

| Matching Washers | Material |
|------------------|----------|
| WXC 280 WCS      | 12962080 |
| WXF 980 WCS      | 12962090 |

| Accessories  | Material | UMRP  |
|--|----------|-------|
| WTV 502 (Stacking Kit)                               | 9256140  | \$129 |
| WTV 512 (Stacking Kit w/ Drawer 4 5/8" H)            | 9351790  | \$299 |
| WTS 610 (Pedestal 13 7/8" H)                         | 12349900 | \$649 |
| Adaptor NEMA 14-30*                                  | 10983750 | \$79  |
| TRK 555 Dryer Basket                                 | 9614800  | \$99  |
| Dryer Plinth Filter (spare part)<br>BG Filter        | 9164762  | \$40  |
| Dryer Plinth Filter (spare part)<br>BG Filter w/logo | 12551630 | \$40  |

\*A NEMA 14-30 adapter is required for any installation connected to a 208/240V household electrical supply.

# Dryers – T1 Heat Pump



| Model      | Material | UMRP    |
|------------|----------|---------|
| TXF 360 WP | 12819080 | \$2,399 |

## Specifications

|                       |                     |
|-----------------------|---------------------|
| Overall Width         | 23 1/2 in (596 mm)  |
| Overall Height        | 33 1/2 in (850 mm)  |
| Overall Depth         | 25 5/16 in (643 mm) |
| Shipping weight       | 137 lbs (62 kg)     |
| Capacity              | 4.02 cu. ft.        |
| Electrical Connection | 120V, 15A           |

## Features

- DirectSensor user interface
- Ventless Heat-Pump Dryer
- Honeycomb drum
- PerfectDry moisture sensing technology
- 10 drying programs
- Miele@Home and Wash2Dry (if paired with a Miele W1 washer)
- FragranceDos<sup>2</sup>
- EnergyStar Most Efficient
- Black door ring

## Drying Programs

- |                 |                     |
|-----------------|---------------------|
| • Normal        | • Proofing          |
| • Bed linens    | • Denim             |
| • Express       | • Time dry/DryFresh |
| • Delicates     | • Dress Shirts      |
| • Woolens/Silks | • Outdoor           |

## Drying Options

- |               |              |
|---------------|--------------|
| • Anti-Crease | • Buzzer     |
| • Gentle      | • Freshen Up |

| Matching Washers | Material |
|------------------|----------|
| WXC 280 WCS      | 12962080 |
| WXF 980 WCS      | 12962090 |

| Accessories  | Material | UMRP  |
|--|----------|-------|
| WTV 502 (Stacking Kit)                               | 9256140  | \$129 |
| WTV 512 (Stacking Kit w/ Drawer 4 5/8" H)            | 9351790  | \$299 |
| WTS 610 (Pedestal 13 7/8" H)                         | 12349900 | \$649 |
| Adaptor NEMA 14-30*                                  | 10983750 | \$79  |
| TRK 555 Dryer Basket                                 | 9614800  | \$99  |
| Dryer Plinth Filter (spare part)<br>BG Filter        | 9164762  | \$40  |
| Dryer Plinth Filter (spare part)<br>BG Filter w/logo | 12551630 | \$40  |

\*A NEMA 14-30 adapter is required for any installation connected to a 208/240V household electrical supply.

# Dryers – T1 Heat Pump



| Model             | Material | UMRP    |
|-------------------|----------|---------|
| <b>TXR 960 WP</b> | 12864160 | \$2,999 |

| Matching Dryers | Material |
|-----------------|----------|
| WXR 960 WCS     | 12864100 |

| Specifications        |                     |
|-----------------------|---------------------|
| Overall Width         | 23 1/2 in (596 mm)  |
| Overall Height        | 33 1/2 in (850 mm)  |
| Overall Depth         | 25 5/16 in (643 mm) |
| Shipping weight       | 137 lbs (62 kg)     |
| Capacity              | 4.02 cu. ft.        |
| Electrical Connection | 120V, 15A           |

| Accessories  | Material | UMRP  |
|--|----------|-------|
| WTV 502 (Stacking Kit)                               | 9256140  | \$129 |
| WTV 512 (Stacking Kit w/ Drawer 4 5/8" H)            | 9351790  | \$299 |
| WTS 610 (Pedestal 13 7/8" H)                         | 12349900 | \$649 |
| Adaptor NEMA 14-30*                                  | 10983750 | \$79  |
| TRK 555 Dryer Basket                                 | 9614800  | \$99  |
| Dryer Plinth Filter (spare part)<br>BG Filter        | 9164762  | \$40  |
| Dryer Plinth Filter (spare part)<br>BG Filter w/logo | 12551630 | \$40  |

- Features**
- M Touch premium user interface
  - Ventless Heat-Pump Dryer
  - Honeycomb drum
  - PerfectDry moisture sensing technology
  - 19 Programs including SteamFinish
  - Miele@Home and Wash2Dry (if paired with a Miele W1 washer)
  - FragranceDos<sup>2</sup>
  - EnergyStar Most Efficient
  - Black door ring

- Drying Programs**
- Table Linens/Drapes
  - Normal
  - Bed linens
  - Express
  - Delicates
  - SoftSteam
  - Woolens/Silks
  - Proofing
  - Denim
  - Pillows
  - Basket
  - Cold air
  - Time dry
  - DryFresh
  - Dress Shirts
  - Outdoor
  - Wrinkle-free
  - Sportswear
  - Smoothing

- Drying Options**
- Anti-Crease
  - Gentle
  - Buzzer
  - Freshen Up

\*A NEMA 14-30 adapter is required for any installation connected to a 208/240V household electrical supply.

# Rotary Ironer



| Model               | Material | UMRP    |
|---------------------|----------|---------|
| B 990 Rotary Ironer | 7222730  | \$2,699 |

**Finish**  
 Lotus White

**Specifications**

|                       |                    |
|-----------------------|--------------------|
| Width                 | 38 3/4 in (985 mm) |
| Height                | 37 3/4 in (959 mm) |
| Depth                 | 15 in (380 mm)     |
| Shipping Weight       | 92.5 lbs (45 kg)   |
| Roller Width          | 32.5 in            |
| Electrical Connection | 120V 15A           |

- Features**
- 32.5" Wide Roller
  - Three Heating Elements for Optimum Heat Distribution
  - Variable Roller Speed
  - Temperature Selection to Suit Textiles
  - Laundry Feed Board for Easy Laundry Handling
  - Convenient Infeed Board with Ample Storage Space
  - Airing Bar for Crease-Free Cooling
  - Moisture – Absorbing Roller Padding
  - Convenient Folding Mechanism
  - Easily Maneuverable with Four Castors
  - Wide Foot Control Bar
  - Automatic Finger Guard
  - Emergency Release

# Product Highlights – Professional for the Home Laundry

## Washing Machines

| <b>Feature</b>                                 | <b>Description</b> (see specific models for details)  |
|--|---|
| <b>Honeycomb Drum</b>                          | Has a perforated rear panel for fast wetting of laundry. The perforated rear panel Honeycomb Drum combined with high spin speeds supports shorter cycle time without compromising on performance. |
| <b>Express Wash</b>                            | Providing excellent cleanliness in just 25 minutes.   |
| <b>Ultimate Convenience</b>                    | With intuitive M Touch controls, easily select your settings with the swipe of a finger. Choose from 50+ programs – 5 are customizable.   |
| <b>CapDosing</b>                               | Dispense special detergent for different types of fabric by placing a portioned capsule into the fabric softener compartment.   |
| <b>Professional Grade Laundry for the Home</b> | The Little Giant Washers have a 2.58 ft <sup>3</sup> drum size and provide professional-grade disinfection and fabric care in a high-efficiency, compact system.                                  |

## Dryers

| <b>Feature</b>               | <b>Description</b> (see specific models for details)  |
|------------------------------|---|
| <b>Honeycomb Drum</b>        | Fewer creases and easier ironing, the honeycomb structure allows laundry to be dried gently and evenly.                                       |
| <b>Heat-Pump Technology</b>  | Saving on energy consumption, the heat generated is reused and low temperatures protect the high-quality fibers in the most delicate fabrics. |
| <b>Ultimate Convenience</b>  | With intuitive M Touch controls, easily select your settings with the swipe of a finger. Choose from 35 programs – 5 are customizable.        |
| <b>PerfectDry</b>            | PerfectDry takes the residual moisture level into account and modifies the drying process accordingly.  |
| <b>Powerful Drive System</b> | Two separate motors for a quicker and more efficient drying process with even less creasing.  |

# Washing Machines – Little Giant Performance Plus

PWM 908 DP, Lotus White



PWM 908 DP, Stainless Steel



| Model                                | Material | Map/Retail        |
|--------------------------------------|----------|-------------------|
| <b>PWM 908 DP</b><br>Lotus White     | 11204460 | \$6,375 / \$6,575 |
| <b>PWM 908 DP</b><br>Stainless Steel | 11204470 | \$6,775 / \$6,975 |

| Matching Dryers               | Material |
|-------------------------------|----------|
| PDR 908 HP<br>Lotus White     | 11204480 |
| PDR 908 HP<br>Stainless Steel | 11204490 |

## Specifications

|  |                            |
|--|----------------------------|
| Width                                  | 23 7/16 in (596 mm)        |
| Height                                 | 33 7/16 in (850 mm)        |
| Depth                                  | 28 1/8 in (714 mm)         |
| Shipping Weight                        | 230 lbs (104 kg)           |
| Front Material (Lotus White Model)     | Porcelain Enameled White   |
| Front Material (Stainless Steel Model) | Stainless Steel            |
| Side Panels (both models)              | Powder Coated White        |
| Electrical Connection                  | 2 AC 208-240V, 60 Hz, 30 A |
| Plug                                   | NEMA L6-30                 |
| Capacity                               | 2.58 cu.ft – 73 Liter      |

## Features

- Spin Speed – 1600 rpm
- Detergent Dispenser Drawer, 3 Compartments
- CapDosing
- Possible Connections to Dispensing Pumps – 6
- M Touch Flex User Interface (No Buttons or Dials)
- 49-minute Cotton 140°F Program (with Hot Water Connection)
- 25-minute Express Wash Cycle
- 50+ Programs – 5 Customizable
- High Temperature Disinfection Programs (up to 200°F)
- Bearing Designed for 30,000 Operating Hours
- Stackable or Side-by-Side Configuration – 3D Imbalance Monitoring
- Commercial Soft-Mounted
- HoneyComb Drum (for Washers) with Perforated Rear Wall

## Programs

- Standard Programs – 16
- Sport Programs – 4
- Down Filled Items
- Outwear
- Work Wear like Oil/fat Special, Dust/Flour Special
- Wellness/Hair Salon Programs – 3
- Proofing
- Thermal Disinfection – 16
- Wet Care Programs – 5

| Optional Accessories                            | Material | Map/Retail |
|---|----------|------------|
| APCL 001 Stainless Steel Stacking Kit           | 11167420 | \$275      |
| APCL 084 Iron-Grey Base, Open, 6" Tall          | 11776560 | \$585      |
| APCL 085 Iron-Grey Base, Open, 12" Tall         | 11776570 | \$625      |
| APCL 087 Iron-Grey Base, Open, 19" Tall         | 11776600 | \$830      |
| APCL 005 Stainless Steel Base, Closed, 12" Tall | 11318800 | \$835      |
| APCL 011 Stainless Steel Base, Closed, 19" Tall | 11318830 | \$1,045    |
| APCL 043 XCI-Box                                | 11492730 | \$260      |
| APCL 046 XCI PWM/PDR EL.                        | 11537560 | \$305      |
| APCL 047 XCI PWM/PDR HP.                        | 11537570 | \$305      |
| APCL 016 Dispensing adapter kit LD 6xD6         | 11229320 | \$105      |
| APCL 017 Dispensing adapter kit LD 4xD9         | 11229340 | \$105      |

# Dryers – Little Giant Performance Plus

PDR 908 HP, Lotus White



PDR 908 HP, Stainless Steel



| Model                                | Material | Map/Retail        |
|--------------------------------------|----------|-------------------|
| <b>PDR 908 HP</b><br>Lotus White     | 11204480 | \$5,020 / \$5,220 |
| <b>PDR 908 HP</b><br>Stainless Steel | 11204490 | \$5,425 / \$5,625 |

| Matching Washers              | Material    |
|-------------------------------|-------------|
| PWM 908<br>Lotus White        | DP 11204460 |
| PWM 908 DP<br>Stainless Steel | 11204470    |

## Specifications

|  |                            |
|--|----------------------------|
| Width                                  | 23 7/16 in (596 mm)        |
| Height                                 | 33 7/16 in (850 mm)        |
| Depth                                  | 30 9/16 in (777 mm)        |
| Shipping Weight                        | 170 lbs (77 kg)            |
| Front Material (Lotus White Model)     | Porcelain Enameled White   |
| Front Material (Stainless Steel Model) | Stainless Steel            |
| Side Panels (both models)              | Powder Coated White        |
| Electrical Connection                  | 2 AC 208-240V, 60 Hz, 30 A |
| Plug                                   | NEMA L6-30                 |
| Capacity                               | 4.59 cu.ft – 130 Liter     |

## Programs

- Standard Programs – 17
- Sport Programs – 4
- Down Bedding
- Synthetic Bedding
- Large Items
- Hygiene Programs – 3
- Wet Care Programs – 3
- Flatwork Programs – 3
- Special Programs – 5
- Timed Drying Programs – 4

## Features

- M Touch Flex User Interface (No Buttons or Dials)
- Stackable or Side-by-Side Configuration
- Heat Pump Dryer Technology
- 50+ Programs – 5 Customizable Rated Energy Star Most Efficient
- FragranceDos Capable
- Dryer Featuring 4D Filtration System
- HoneyComb Drum (for Dryers) with Perforated Rear Wall
- PerfectDry System – Residual Moisture Controlled
- Axial Airflow

## Optional Accessories

| Optional Accessories                            | Material | Map/Retail |
|---|----------|------------|
| TRK 555 Dryer Basket                            | 9614800  | \$99       |
| APCL 001 Stainless Steel Stacking Kit           | 11167420 | \$275      |
| APCL 084 Iron-Grey Base, Open, 6" Tall          | 11776560 | \$585      |
| APCL 085 Iron-Grey Base, Open, 12" Tall         | 11776570 | \$625      |
| APCL 087 Iron-Grey Base, Open, 19" Tall         | 11776600 | \$830      |
| APCL 005 Stainless Steel Base, Closed, 12" Tall | 11318800 | \$835      |
| APCL 011 Stainless Steel Base, Closed, 19" Tall | 11318830 | \$1,045    |

# Professional Rotary Ironer



| Model    | Material | Map/Retail        |
|----------|----------|-------------------|
| HM 16-80 | 10238590 | \$4,490 / \$4,880 |

| Optional Accessories | Material | Map/Retail |
|----------------------|----------|------------|
| APRI 310 Dust Cover  | 11563330 | \$80       |

## Finish

Lotus White

## Specifications

|                       |                               |
|-----------------------|-------------------------------|
| Width                 | 38 3/4 in (985 mm)            |
| Height                | 37 3/4 in (959 mm)            |
| Depth                 | 14 15/16 in (380 mm)          |
| Drum Diameter         | 6 5/16 in (160 mm)            |
| Working Width         | 32 11/16 in (830 mm)          |
| Shipping Weight       | 100 lbs (45 kg)               |
| Electrical Connection | 2 AC 208-240V, 50-60 Hz, 20 A |
| Plug                  | NEMA L6-20                    |

## Features

- Heater Plate Material – Aluminium
- Padding – Polyester Needle-Felt Cloth
- Control System – Rotary Selector
- Minimum Ironer Speed, Can Be Set in ft/min – 2
- Feed-In Board
- Maximum Ironer Speed, Can Be Set in ft/min – 4.5
- Steam Function
- Fold-Away Function
- Foot Switch
- Airing Bar

# Accessories & Consumables – Laundry

| <b>W1 TwinDos Cartridges</b>                    |                 |             | <b>Product</b>                  |                 |             |
|---|-----------------|-------------|---------------------------------|-----------------|-------------|
|   | <b>Material</b> | <b>UMRP</b> |                                 | <b>Material</b> | <b>UMRP</b> |
| TwinDos Cartridge UltraPhase 1                  | 11504560        | \$34.99     | UltraColor Liquid Detergent     | 11979450        | \$31.99     |
| TwinDos Cartridge UltraPhase 2                  | 12517250        | \$34.99     | UltraDark Liquid Detergent      | 11986840        | \$33.99     |
| TwinDos Cartridge UltraPhase 2 – Refresh Elixir | 11615060        | \$36.99     | UltraSoft Fabric Softener       | 11987230        | \$19.99     |
| TwinDos Care                                    | 11171450        | \$20.99     | WoolCare Liquid Detergent       | 11979320        | \$29.99     |
| TwinDos Cartridge UltraPhase – Sensitive        | 11716880        | \$36.99     | UltraColor Powder Detergent     | 10459790        | \$44.99     |
| TwinDos Cartridge UltraPhase 2 – Sensitive      | 11716960        | \$36.99     | UltraWhite Powder Detergent     | 10459720        | \$44.99     |
|   |                 |             | Sensitive Skin Powder Detergent | 10459870        | \$44.99     |
| <b>W1 CapDosing Capsules</b>                    |                 |             |                                 |                 |             |
|   | <b>Material</b> | <b>UMRP</b> |                                 |                 |             |
| Sport – Box of 6                                | 12625960        | \$10.99     |                                 |                 |             |
| Booster – Box of 6                              | 11703400        | \$13.99     |                                 |                 |             |
| Outdoor – Box of 6                              | 12637180        | \$13.99     |                                 |                 |             |
| Aqua – Box of 9                                 | 11698240        | \$12.99     |                                 |                 |             |
| WoolCare – Box of 9                             | 11703130        | \$16.99     |                                 |                 |             |
| ImpraProtect – Box of 3                         | 11703420        | \$26.99     |                                 |                 |             |
| DownCare – Box of 6                             | 12636470        | \$13.99     |                                 |                 |             |
| SilkCare – Box of 6                             | 11703280        | \$13.99     |                                 |                 |             |
| Cocoon – Box of 9                               | 11698260        | \$12.99     |                                 |                 |             |
| CottonRepair – Box of 3                         | 11703360        | \$26.99     |                                 |                 |             |
| <b>T1 Flacon</b>                                |                 |             |                                 |                 |             |
|   | <b>Material</b> | <b>UMRP</b> |                                 |                 |             |
| Nature Flacon Capsule – Box of 1                | 10813410        | \$23.99     |                                 |                 |             |
| Aqua Flacon Capsule – Box of 1                  | 12021190        | \$23.99     |                                 |                 |             |
| Cocoon Flacon Capsule – Box of 1                | 12023700        | \$23.99     |                                 |                 |             |
| DryFresh Flacon Capsule – Box of 1              | 12026960        | \$23.99     |                                 |                 |             |
| Set 3x Aqua Flacon Capsules                     | 12021630        | \$64.99     |                                 |                 |             |
| Set 3x Cocoon Flacon Capsules                   | 12023770        | \$64.99     |                                 |                 |             |
| Set 3x DryFresh Flacon Capsules                 | 12026080        | \$64.99     |                                 |                 |             |
| Set 3x Nature Flacon Capsules                   | 11614600        | \$64.99     |                                 |                 |             |

# Accessories & Consumables – Dishwashers











## Dishwashers

| <b>Product</b>                       | <b>Material</b> | <b>UMRP</b> |
|--------------------------------------|-----------------|-------------|
| UltraTabs All in 1 (3-Pack, 60 Tabs) | 12738130        | \$39.99     |
| UltraTab 120 Series Promo Pack       | 11347040        | \$71.99     |
| PowerDisk® (6-pack)                  | 11841390        | \$118.99    |
| PowerDisk® (Single Pack)             | 11841540        | \$21.99     |
| OptiSalt                             | 13071560        | \$15.99     |
| Dishwasher Rinse Aid                 | 13025390        | \$15.99     |
| DishClean Dishwasher Conditioner     | 9959340         | \$18.99     |
| Dishwasher Freshener                 | 10118510        | \$11.99     |

## Professional for the Home Dishwashers

| <b>Product</b>                                   | <b>Material</b> | <b>UMRP</b> |
|--|-----------------|-------------|
| ProCare Shine 12 GC<br>Dishwasher Tabs – 80 tabs | 11712580        | \$65        |
| ProCare Shine 10 MA<br>Liquid Detergent – 5 L    | 10923610        | \$65        |
| ProCare Shine 40 Rinse Aid – 1 L                 | 10923710        | \$40        |
| ProCare Shine 40 Rinse – 5 L                     | 10328030        | \$125       |
| ProCare Universal Dishwasher Salt                | 9195780         | \$65        |
| CK/1 DIN 51 Canister Key                         | 11851600        | \$20        |

# Handle Options

| GEN 7000  | MODEL          | MATERIAL | TRIM / COLOR                                 | HANDLE WIDTH | COOKING | Vi DISH-WASHERS | Vi COOLING | SF MASTER-COOL | UMRP  |
|---|----------------|----------|--|--------------|---------|-----------------|------------|----------------|-------|
|    | <b>DS 7000</b> | 11345890 | PureLine Stainless steel <sup>1</sup>        | 15 3/4 in    | •       | •               | •          | —              | \$164 |
|    | <b>DS 7000</b> | 11345930 | VitroLine Obsidian black <sup>1</sup>        | 15 3/4 in    | •       | •               | •          | —              | \$340 |
|    | <b>DS 7000</b> | 11345940 | VitroLine Brilliant white <sup>1</sup>       | 15 3/4 in    | •       | •               | •          | —              | \$340 |
|    | <b>DS 7000</b> | 11345950 | VitroLine Graphite grey <sup>1</sup>         | 15 3/4 in    | •       | •               | •          | —              | \$340 |
|  | <b>DS 7308</b> | 12047020 | ContourLine Stainless steel standard handle  | 21 1/8 in    | •       | •               | •          | •              | \$186 |
|  | <b>DS 7708</b> | 12047000 | ContourLine Stainless steel swiveling handle | 21 1/8 in    | •       | •               | •          | •              | \$230 |
|  | <b>DS 7808</b> | 12047030 | VitroLine Obsidian black                     | 19 11/16 in  | •       | •               | •          | —              | \$384 |
|  | <b>DS 7808</b> | 12047050 | VitroLine Graphite grey                      | 19 11/16 in  | •       | •               | •          | —              | \$384 |
|  | <b>DS 7808</b> | 12047060 | VitroLine Brilliant white                    | 19 11/16 in  | •       | •               | •          | —              | \$384 |
|  | <b>DS 7808</b> | 12046910 | PureLine Stainless steel                     | 19 11/16 in  | •       | •               | •          | —              | \$186 |

**Miele**

Miele, Inc.  
9 Independence Way  
Princeton, NJ 08540

**mieleusa.com**  
**1-800-843-7231**

**Find your nearest Miele Experience Center in –**

Beverly Hills  
Chicago  
Coral Gables  
Manhattan  
Princeton  
Seattle  
Tysons Corner